






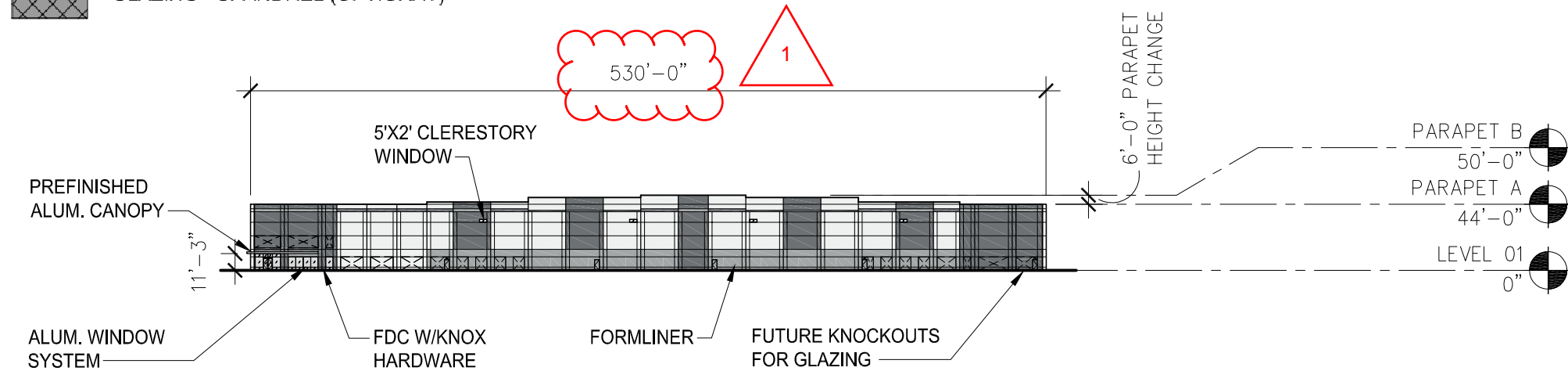
	ALUMINUM / PREFINISHED METAL - CLEAR ANODIZED
	SPLIT FACE BLOCK RETAINING WALL - KEY STONE
	SOFTWARE SW7074 - ACCENT PAINT
	ONLINE SW7072 - ACCENT PAINT
	SITE WHITE SW7070 - FIELD PAINT
	HORIZONTAL FORMLINER - ONLINE SW7072
	GLAZING - VISION (OPTIGRAY)
	GLAZING - SPANDEL (OPTIGRAY)

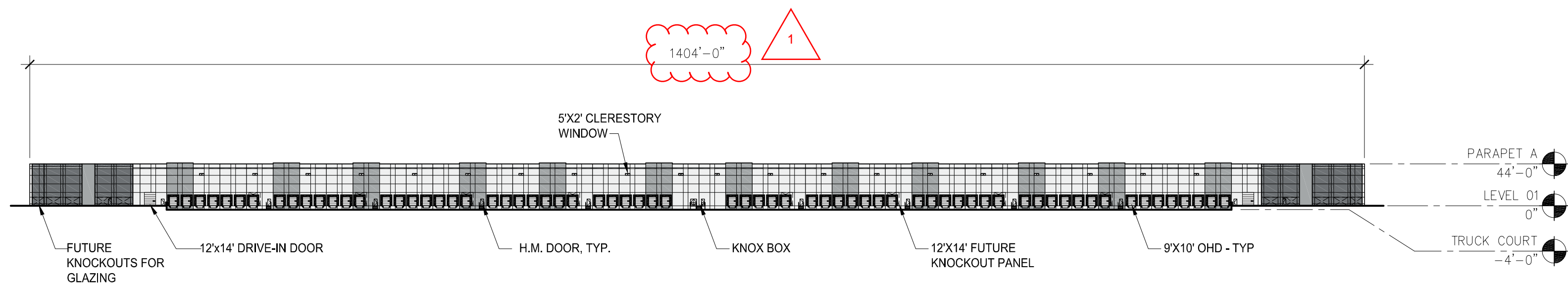
LOCATED IN THE NW  $\frac{1}{4}$  OF SECTION 9,  
TOWNSHIP 3 SOUTH, RANGE 65 WEST OF THE 6TH P.M.,  
CITY OF AURORA, ADAMS COUNTY, STATE OF COLORADO



**WEST ELEVATION (PRIMARY FACADE)**  
**MASSING REQUIREMENTS (2 REQUIRED & PROVIDED):**  
 - WALL / PARAPET HEIGHT CHANGE (MIN. 3 FT) = 6' PARAPET HEIGHT CHANGE PROVIDED  
 - WALL OFF-SET (MIN. 3 FT) = 3 FT WALL OFF-SET PROVIDED  
**HUMAN SCALE REQUIREMENTS (3 REQUIRED, 4 PROVIDED):**  
 - ARCHITECTURAL DETAILING = BAND OF FORMLINER PROVIDED ALONG CENTER OF FACADE; BOTTOM OF FORMLINER AT 9'-0"  
 - AWNINGS / CANOPIES = PROVIDED AT MAIN ENTRIES AT CORNERS OF FACADE  
 - ENTRY DEFINITION = FULL HEIGHT WINDOW SYSTEM AND CANOPIES PROVIDED AT MAIN ENTRIES AT CORNERS  
 - BUILDING CORNER ENHANCEMENTS = CANOPIES AND FULL HEIGHT WINDOW SYSTEM PROVIDED AT BOTH CORNERS

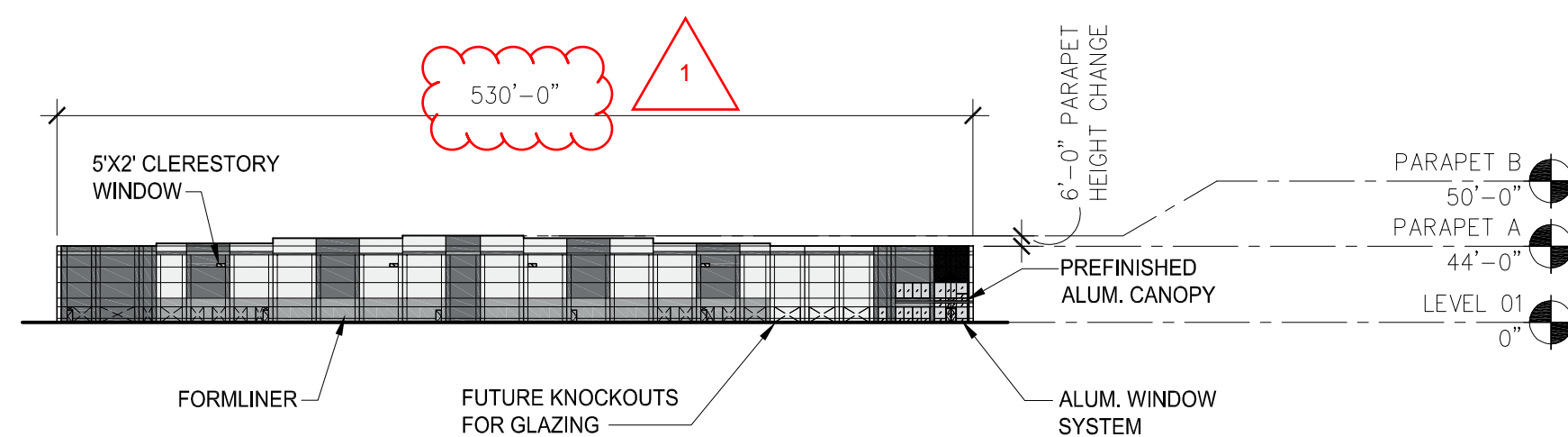
## EAST ELEVATION

SCALE: 1" = 100'-0"



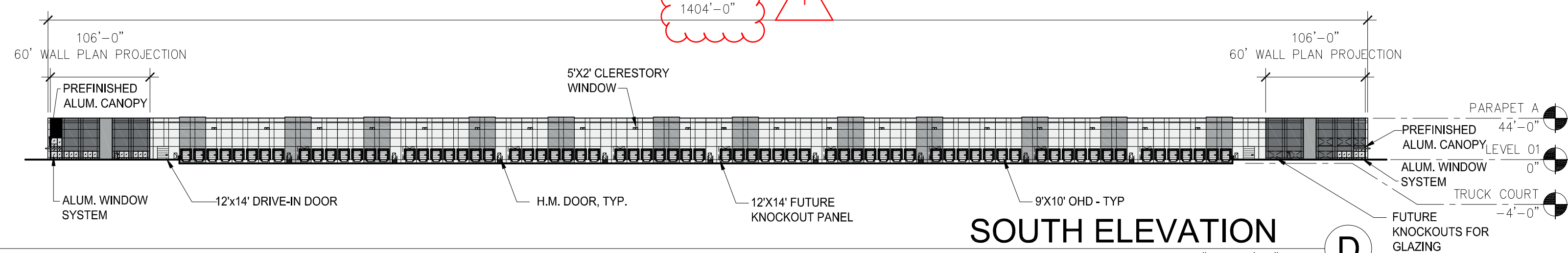
NORTH ELEVATION

SCALE: 1" = 100'-0"



## WEST ELEVATION

SCALE: 1" = 100'-0"



## SOUTH ELEVATION

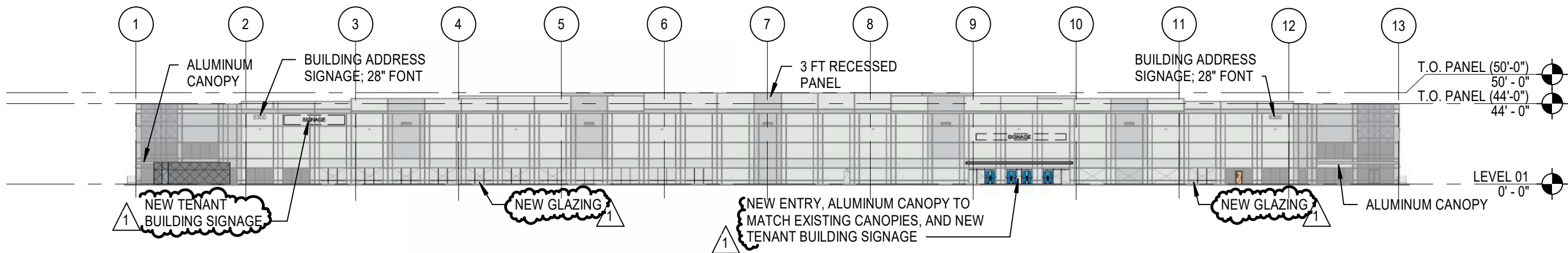
SCALE: 1" = 100'-0"

SHEET NO.		92	
FILE NO. X0120.E01	DESIGNED BY: SAS	 <p>KIMLEY-HORN AND ASSOCIATES, INC. 6200 S. Syracuse Way #300 Greenwood Village, CO 80111 (303) 228-2300</p>	
PROJECT NO. 196008000	DRAWN BY: CAD		
	CHECKED BY: SAS		
DATE: 09/09/2024		<p><b>PORTEOS INDUSTRIAL AT PORTEOS</b></p> <p><b>CITY OF AURORA, COUNTY OF ADAMS</b></p> <p><b>SITE PLAN AMENDMENT</b></p> <p><b>BUILDING - OVERALL ELEVATIONS</b></p>	
		1	<p>SITE LAYOUT CHANGES</p> <p>WM 11/15/24</p> <p>SS</p>

C:\Users\ccarroll\OneDrive - DLR Group\Documents\Amazon\BUC1\196617002TB-C-SP\_DIA 1.dwg Charlie Carroll

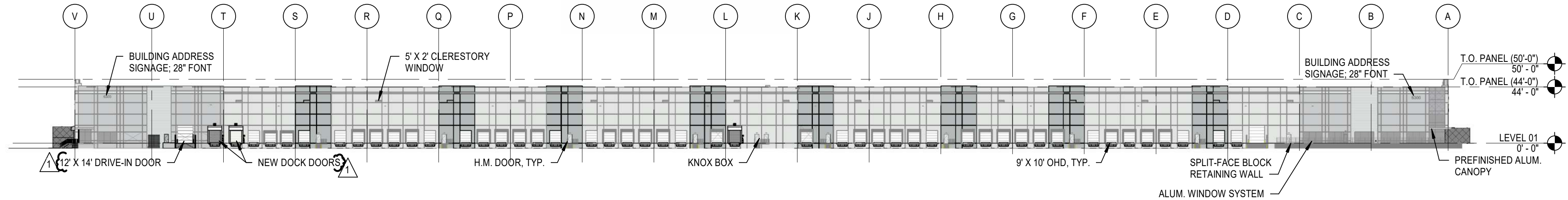
- ALUMINUM / PREFINISHED METAL - CLEAR ANODIZED
- SPLIT FACE BLOCK RETAINING WALL - KEYSTONE REGAL STONE PRO IN LIGHT GRAY
- SOFTWARE SW7074 - ACCENT PAINT
- ONLINE SW7072 - ACCENT PAINT
- SITE WHITE SW7070 - FIELD PAINT
- HORIZONTAL FORMLINER - ONLINE SW7072
- GLAZING - VISION (OPTIGRAY)
- GLAZING - SPANDREL (OPTIGRAY)

PORTEOS INDUSTRIAL AT PORTEOS  
SITE PLAN AMENDMENT  
LOCATED IN THE NW 1/4 OF SECTION 9,  
TOWNSHIP 3 SOUTH, RANGE 65 WEST OF THE 6TH P.M.,  
CITY OF AURORA, ADAMS COUNTY, STATE OF COLORADO



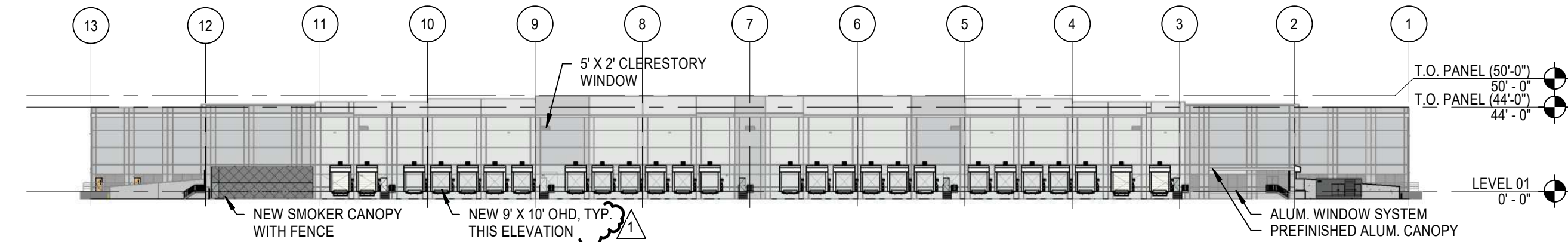
WEST ELEVATION

SCALE: 1" = 60'-0"



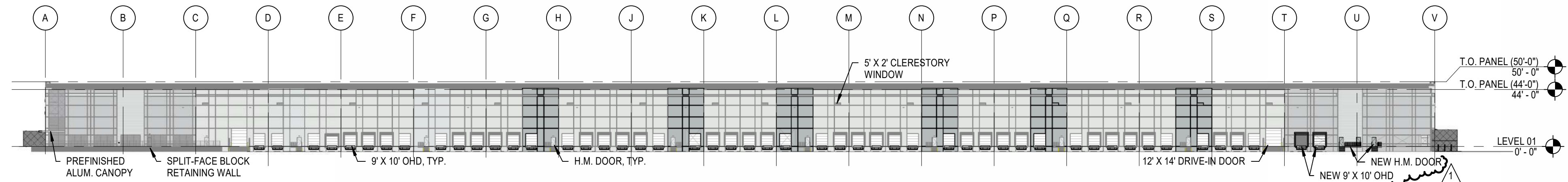
NORTH ELEVATION

SCALE: 1" = 60'-0"



EAST ELEVATION

SCALE: 1" = 60'-0"



SOUTH ELEVATION

SCALE: 1" = 60'-0"

SCOPE OF WORK:

EXISTING WALL HEIGHTS, FINISHES, COLORS, ETC. TO REMAIN

NEW WORK CONSISTS OF THE FOLLOWING:

- NEW OVERHEAD DOORS, MAN DOORS, AND WINDOWS
- RELOCATED DRIVE-IN RAMP AND 12'X14' DRIVE-IN DOOR
- NEW EXTERIOR SMOKER CANOPY WITH SECURE FENCING AT WEST AND EAST ELEVATIONS

Kimley»Horn

KIMLEY-HORN AND ASSOCIATES, INC.  
6200 S. Syracuse Way, #200  
Greenwood Village, CO 80111 (303) 228-2300

PORTEOS INDUSTRIAL AT PORTEOS  
CITY OF AURORA, COUNTY OF ADAMS  
SITE PLAN AMENDMENT  
EXTERIOR ELEVATIONS

DATE: 03/22/2024  
DESIGNED BY: CAO  
DRAWN BY: AGM  
CHECKED BY: BUC

FILE NO.  
x196617002TB-C-SP  
PROJECT NO.  
196617002

SHEET NO.

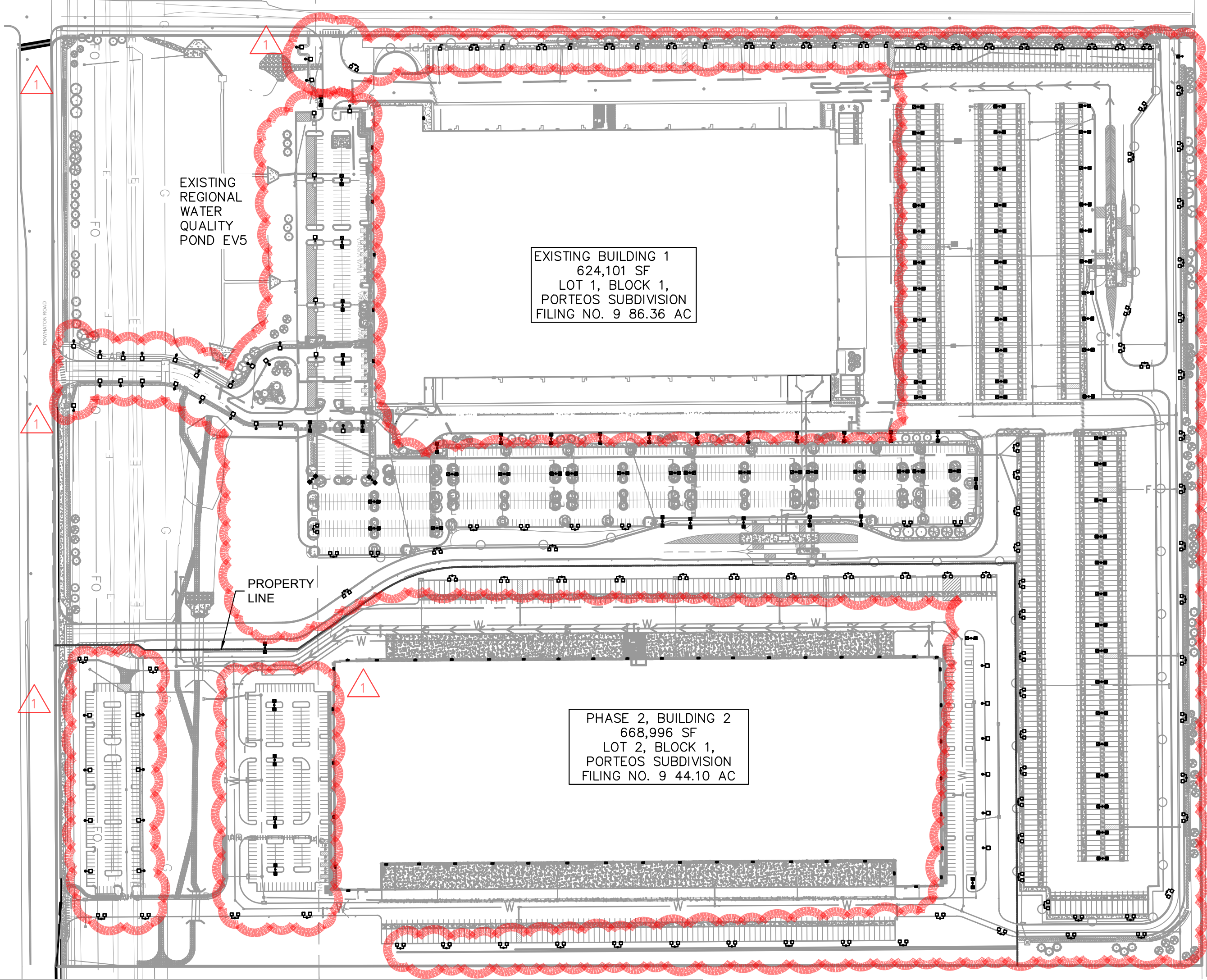
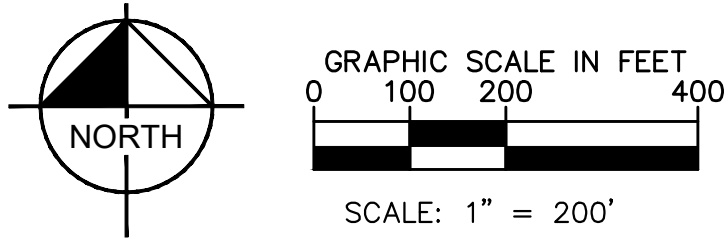
93

NO. 1  
SITE LAYOUT CHANGES  
REVISION  
BY  
DATE 11/15/24  
APPR



K:\DEN\_Civil\196617002 DIA\I & II Alternate Site Plan\CADD\PlanSheets\CSP\196617002\_PH OV.dwg Mavis, August 11/15/2024 12:35 PM

PORTEOS INDUSTRIAL AT PORTEOS  
SITE PLAN AMENDMENT  
LOCATED IN THE NW ¼ OF SECTION 9,  
TOWNSHIP 3 SOUTH, RANGE 65 WEST OF THE 6TH P.M.,  
CITY OF AURORA, ADAMS COUNTY, STATE OF COLORADO



CALC SUMMARY - BUILDING 1

PARKING AREAS	LOADING DOCKS	TRAILER PARKING	GUARD SHACK
ILLUMINANCE (Fc)	ILLUMINANCE (Fc)	ILLUMINANCE (Fc)	ILLUMINANCE (Fc)
MINIMUM = 1.7	MINIMUM = 1.7	MINIMUM = 1.8	MINIMUM = 10.0

CALC SUMMARY - BUILDING 2

PARKING AREAS
ILLUMINANCE (Fc)
AVERAGE = 2.68
MAX:MIN = 9.43

DESIGN CRITERIA - BUILDING 1

PARKING AREAS*	LOADING DOCKS*	TRAILER PARKING*	GUARD SHACK*
ILLUMINANCE (Fc)	ILLUMINANCE (Fc)	ILLUMINANCE (Fc)	ILLUMINANCE (Fc)
MINIMUM = 1.5	MINIMUM = 1.5	MINIMUM = 1.0	MINIMUM = 10.0

\*PER NA IXD GEN 4.3 V3 DESIGN CRITERIA

DESIGN CRITERIA - BUILDING 2

PARKING AREAS*
ILLUMINANCE (Fc)
AVERAGE = 2.0
MAX:MIN = 20:1

\*PER IES RP-8-18 ADDENDUM 1  
RECOMMENDATIONS FOR  
PARKING LOT LIGHTING

LIGHTING LEGEND - PHASE 1

SYMBOL	TYPE	QUANTITY	MODEL NUMBER	MOUNTING HEIGHT	MOUNTING TYPE	DESCRIPTION
	PARKING LIGHTS	66	LUMINAIRE: RSX2-LED-P4-40K-R4-MVOLT-SPA POLE: SSS-27-5G	30'	POLE MOUNTED	T-DOUBLE
	PARKING LIGHTS 1 (N), 1 (E)	8	LUMINAIRE: RSX2-LED-P4-40K-R4-MVOLT-SPA POLE: EXISTING	30'	EXISTING POLE MOUNTED	T-DOUBLE
	PARKING LIGHTS	24	LUMINAIRE: RSX2-LED-P4-40K-R4-MVOLT-SPA POLE: SSS-27-5G	30'	POLE MOUNTED	SINGLE
	PARKING LIGHTS	90	LUMINAIRE: RSX2-LED-P4-40K-R4-MVOLT-SPA POLE: SSS-27-5G	30'	POLE MOUNTED	DOUBLE AT 180°
	PARKING LIGHTS 1 (N), 1 (E)	5	LUMINAIRE: RSX2-LED-P4-40K-R4-MVOLT-SPA POLE: EXISTING	30'	EXISTING POLE MOUNTED	DOUBLE AT 180°
	PARKING LIGHTS	6	LUMINAIRE: RSX2-LED-P4-40K-R4-MVOLT	30'	WALL MOUNTED	SINGLE
	(E) PARKING LIGHTS	41	LUMINAIRE: RSX2-LED-P4-40K-R4-MVOLT	30'	WALL MOUNTED	SINGLE
	PARKING LIGHTS	1	LUMINAIRE: RSX2-LED-P4-40K-R4-MVOLT-SPA-HS POLE: SSS-27-5G	30'	POLE MOUNTED	SINGLE
	PARKING LIGHTS	6	LUMINAIRE: RSX2-LED-P4-40K-R4-MVOLT-SPA POLE: SSS-27-5G	30'	POLE MOUNTED	QUAD

NOTE: LUMINAIRE AND POLE FINISH TO MATCH EXISTING

LIGHTING LEGEND - PHASE 2

SYMBOL	TYPE	QUANTITY	MODEL NUMBER	MOUNTING HEIGHT	MOUNTING TYPE	DESCRIPTION
	PARKING LIGHTS	29	LUMINAIRE: RSX2-LED-P4-40K-R4-MVOLT-SPA POLE: SSS-27-5G	30'	POLE MOUNTED	T-DOUBLE
	PARKING LIGHTS	14	LUMINAIRE: RSX2-LED-P4-40K-R4-MVOLT-SPA POLE: SSS-27-5G	30'	POLE MOUNTED	SINGLE
	PARKING LIGHTS	7	LUMINAIRE: RSX2-LED-P4-40K-R4-MVOLT-SPA POLE: SSS-27-5G	30'	POLE MOUNTED	DOUBLE AT 180°
	PARKING LIGHTS	47	LUMINAIRE: RSX2-LED-P4-40K-R4-MVOLT	30'	WALL MOUNTED	SINGLE

NOTE: LUMINAIRE AND POLE FINISH TO MATCH EXISTING

Kimley»Horn

KIMLEY-HORN AND ASSOCIATES, INC.  
6205 S. WILLOW  
GREENWOOD VILLAGE, CO 80111 (303) 228-2300

PORTEOS INDUSTRIAL AT PORTEOS  
CITY OF AURORA, COUNTY OF ADAMS  
SITE PLAN AMENDMENT  
OVERALL PHOTOMETRIC PLAN

DATE: 03/22/2024  
DESIGNED BY: CAO  
DRAWN BY: AGM  
CHECKED BY: BJC

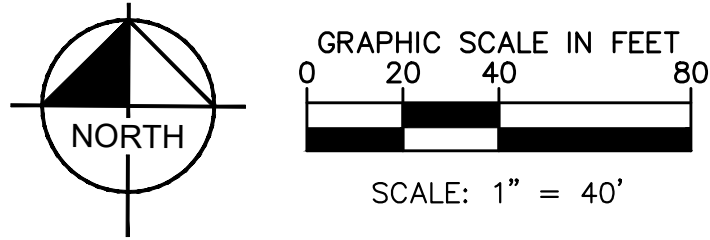
FILE NO.  
196617002-PH 01  
PROJECT NO.  
196617002

SHEET NO.

11/15/24  
DATE  
BY  
REVISION  
NO.  
1  
SITE LAYOUT CHANGES  
SO  
BYC  
APPR

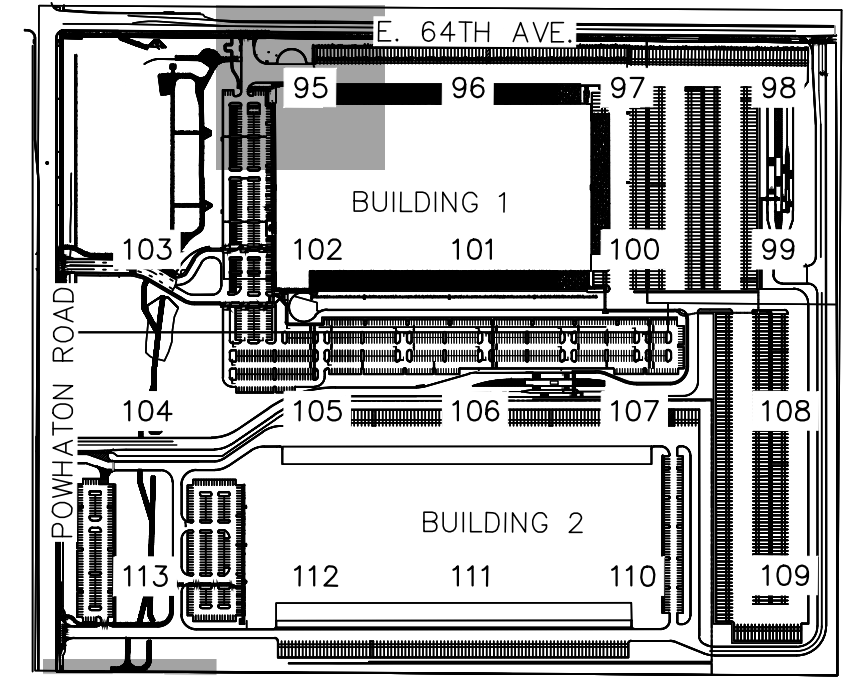


K:\DEN\_Civil\196617002 DIA\I & II Alternate Site Plan\CADD\PlanSheets\CSP\196617002\_PH DTL-DIA I.dwg Mavis, August 11/15/2024 12:36 PM



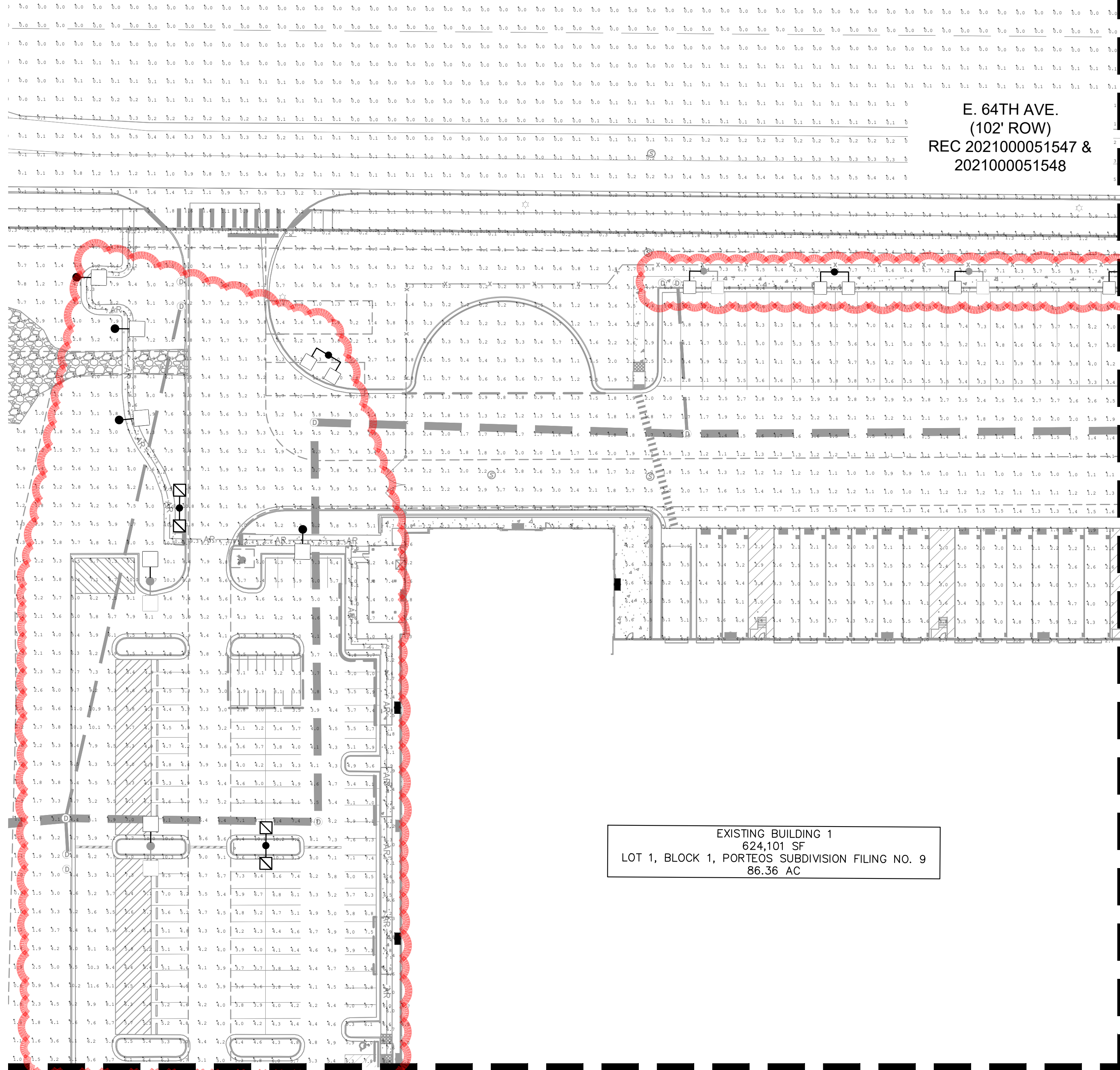
**PORTEOS INDUSTRIAL AT PORTEOS**  
**SITE PLAN AMENDMENT**  
LOCATED IN THE NW  $\frac{1}{4}$  OF SECTION 9,  
TOWNSHIP 3 SOUTH, RANGE 65 WEST OF THE 6TH P.M.,  
CITY OF AURORA, ADAMS COUNTY, STATE OF COLORADO

E. 64TH AVE.  
(102' ROW)  
REC 2021000051547 &  
2021000051548



KEYMAP  
NTS

- LEGEND**
- TWIN T4 PARKING LIGHTS  
2 (N)
  - TWIN T4 PARKING LIGHTS  
1 (N), 1 (E)
  - SINGLE T4 PARKING LIGHTS
  - BACK TO BACK T4 PARKING LIGHTS  
2 (N)
  - BACK TO BACK T4 PARKING LIGHTS  
1 (N), 1 (E)
  - WALL PACK T4 LIGHTS  
(E) WALL PACK T4 LIGHTS
  - SINGLE T3 PARKING LIGHT
  - GUARD BOOTH LIGHTS



EXISTING BUILDING 1  
624,101 SF  
LOT 1, BLOCK 1, PORTEOS SUBDIVISION FILING NO. 9  
86.36 AC

MATCH LINE SEE SHEET 102

**Kimley»Horn**  
KIMLEY-HORN AND ASSOCIATES, INC.  
8205 S. Village, CO 80111 (303) 228-2300

**PORTEOS INDUSTRIAL AT PORTEOS**  
CITY OF AURORA, COUNTY OF ADAMS  
**SITE PLAN AMENDMENT**  
DETAILED PHOTOMETRIC PLAN

DATE: 03/22/2024  
DESIGNED BY: CAO  
DRAWN BY: AGM  
CHECKED BY: BJC

FILE NO.  
196617002\_PH DTL-DIA I  
PROJECT NO.  
196617002

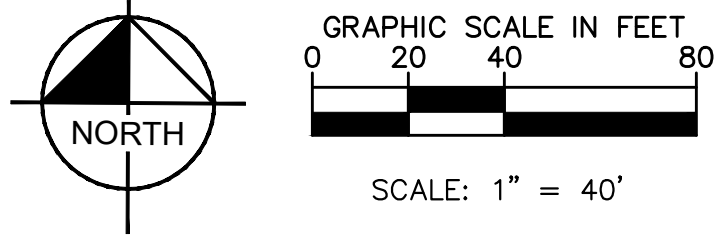
SHEET NO.

95

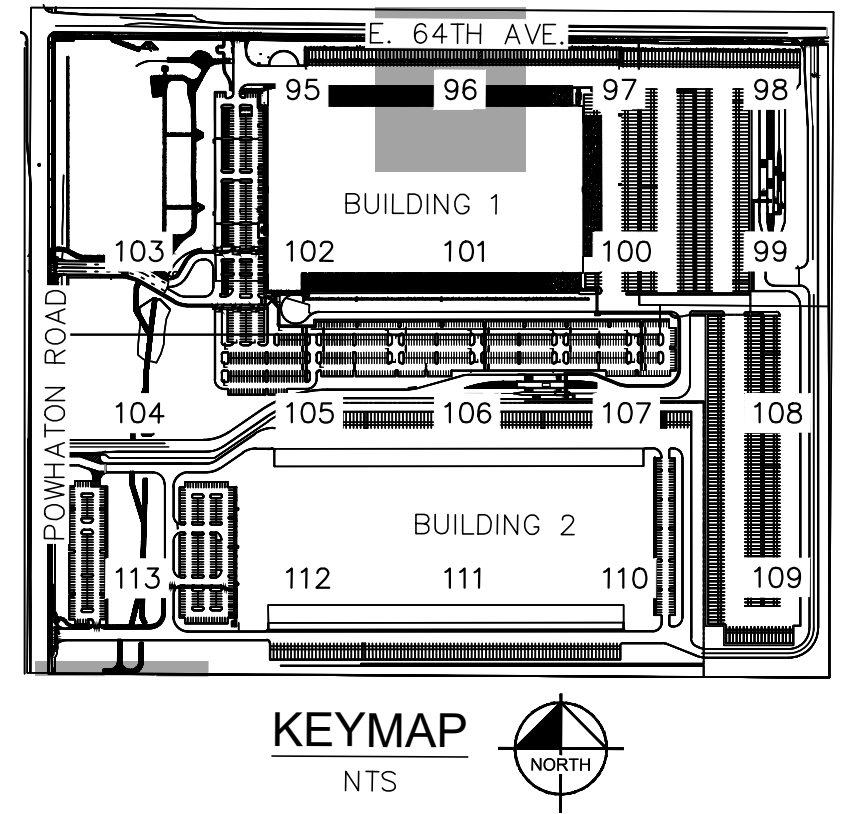
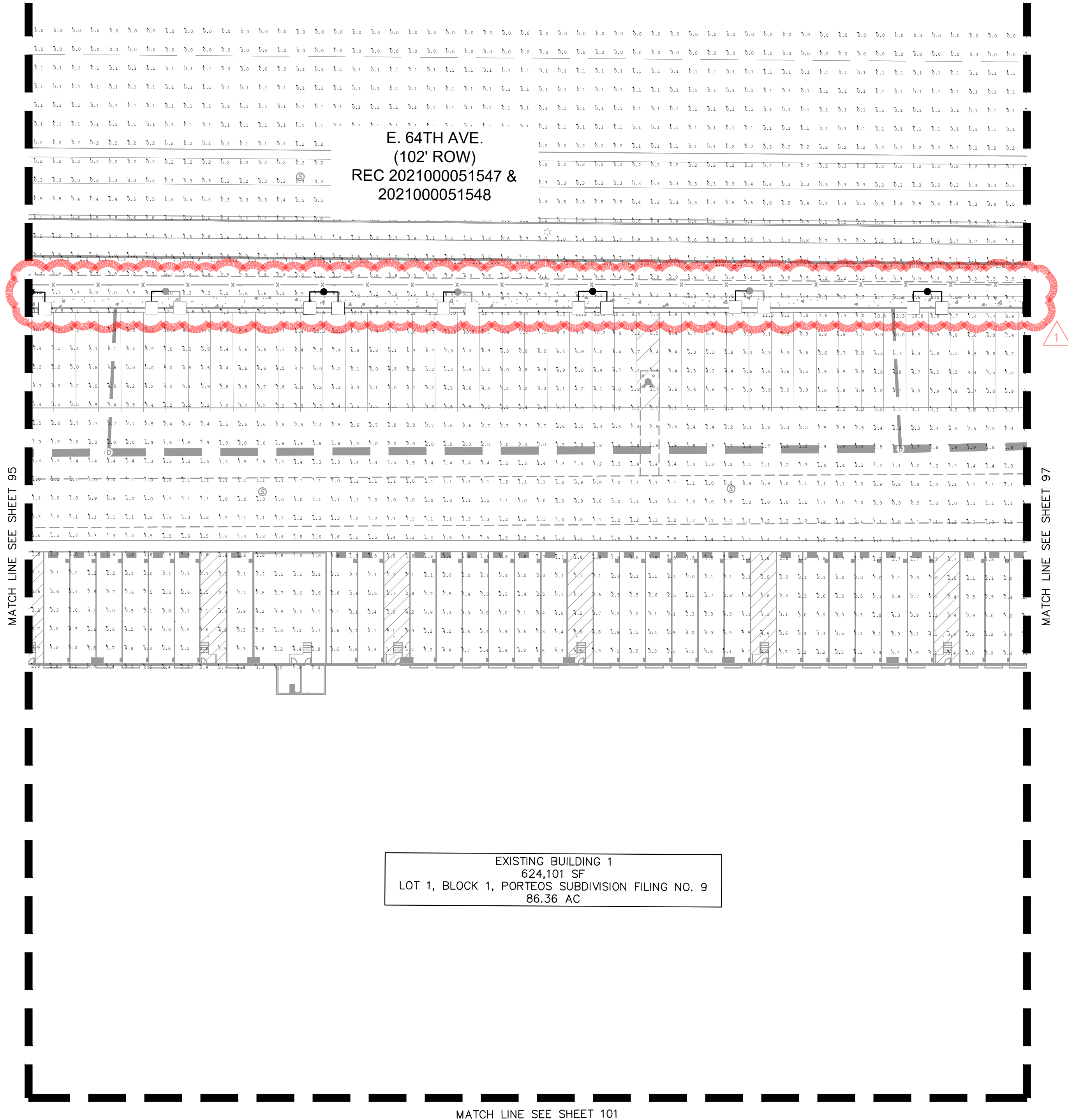
NO.	REVISION	BY	DATE	APPR
1	SITE LAYOUT CHANGES	SO	11/15/24	BJC



K:\DEN\_Civil\196617002 DIA\1 & II Alternate Site Plan\CADD\PlanSheets\CSP\196617002\_PH DTL-DIA I.dwg Mavis, August 11/15/2024 12:38 PM



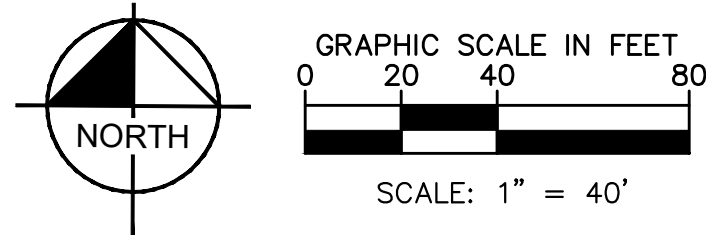
**PORTEOS INDUSTRIAL AT PORTEOS**  
**SITE PLAN AMENDMENT**  
LOCATED IN THE NW  $\frac{1}{4}$  OF SECTION 9,  
TOWNSHIP 3 SOUTH, RANGE 65 WEST OF THE 6TH P.M.,  
CITY OF AURORA, ADAMS COUNTY, STATE OF COLORADO



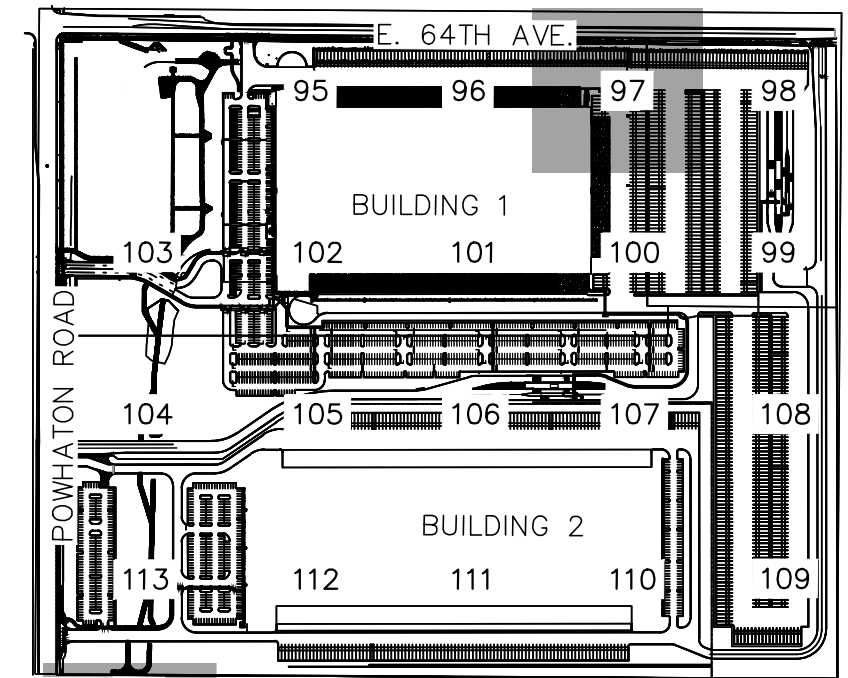
- LEGEND**
- TWIN T4 PARKING LIGHTS 2 (N)
  - TWIN T4 PARKING LIGHTS 1 (N), 1 (E)
  - SINGLE T4 PARKING LIGHTS
  - BACK TO BACK T4 PARKING LIGHTS 2 (N)
  - BACK TO BACK T4 PARKING LIGHTS 1 (N), 1 (E)
  - WALL PACK T4 LIGHTS
  - (E) WALL PACK T4 LIGHTS
  - SINGLE T3 PARKING LIGHT
  - GUARD BOOTH LIGHTS

<b>Kimley»Horn</b> KIMLEY-HORN AND ASSOCIATES, INC. 6205 S. WILLOW Greenwood Village, CO 80111 (303) 228-2300	
<b>PORTEOS INDUSTRIAL AT PORTEOS</b> CITY OF AURORA, COUNTY OF ADAMS SITE PLAN AMENDMENT DETAILED PHOTOMETRIC PLAN	
FILE NO. 196617002_PH DTL-DIA I	DATE: 03/22/2024
PROJECT NO. 196617002	DESIGNED BY: CAO
SHEET NO. 96	DRAWN BY: AGM
	CHECKED BY: BUC
	DATE: 11/15/24
	BY: DATE
	REVISION
1	SITE LAYOUT CHANGES
NO.	APPR

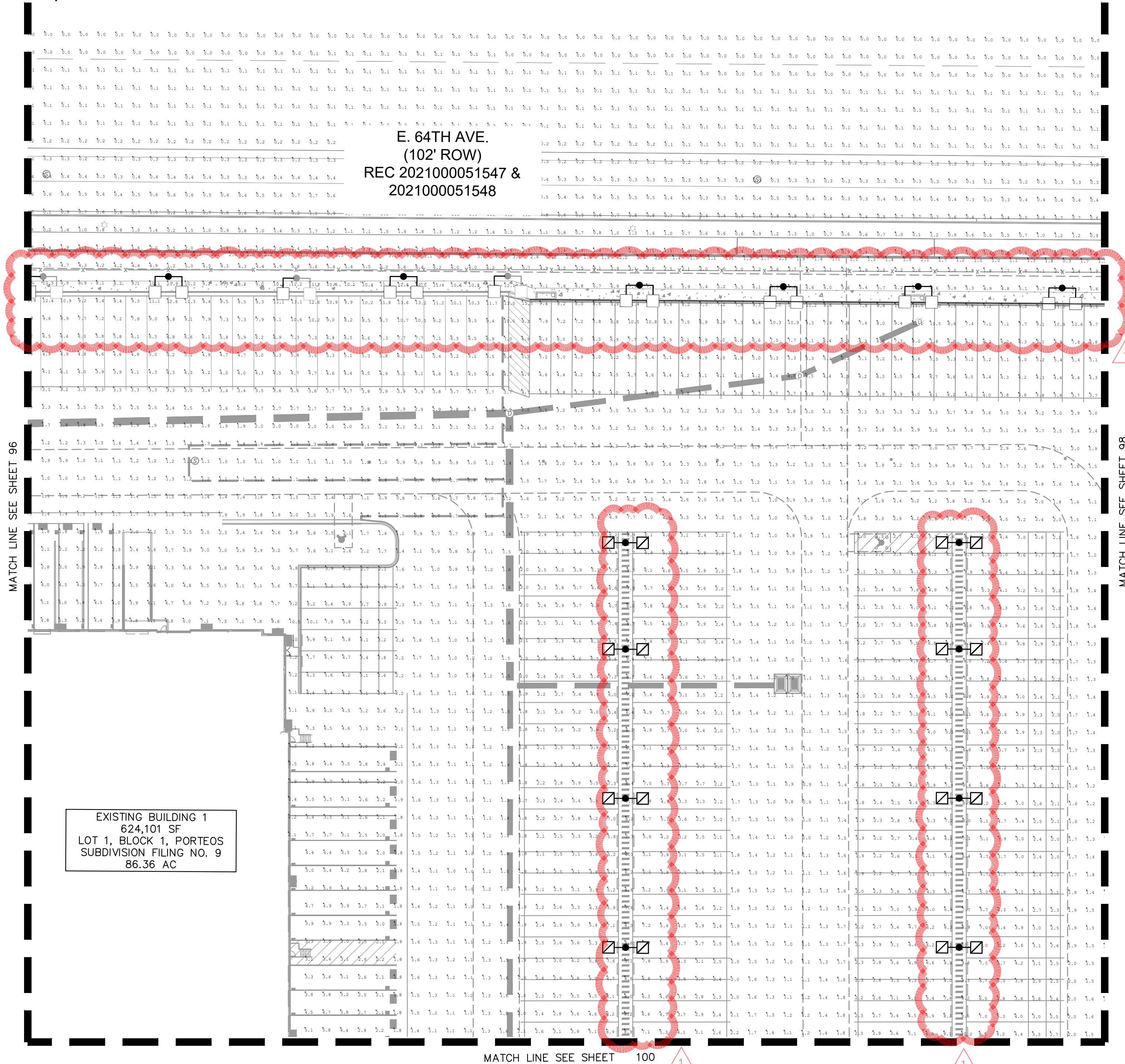
K:\DEN\_Civil\196617002 DIA\I & II Alternate Site Plan\CADD\PlanSheets\CSP\196617002\_PH DTL-DIA I.dwg Mavis, August 11/15/2024 12:40 PM



**PORTEOS INDUSTRIAL AT PORTEOS**  
**SITE PLAN AMENDMENT**  
LOCATED IN THE NW ¼ OF SECTION 9,  
TOWNSHIP 3 SOUTH, RANGE 65 WEST OF THE 6TH P.M.,  
CITY OF AURORA, ADAMS COUNTY, STATE OF COLORADO



- LEGEND**
- TWIN T4 PARKING LIGHTS  
2 (N)
  - TWIN T4 PARKING LIGHTS  
1 (N), 1 (E)
  - SINGLE T4 PARKING LIGHTS
  - BACK TO BACK T4 PARKING LIGHTS  
2 (N)
  - BACK TO BACK T4 PARKING LIGHTS  
1 (N), 1 (E)
  - WALL PACK T4 LIGHTS  
(E) WALL PACK T4 LIGHTS
  - SINGLE T3 PARKING LIGHT
  - GUARD BOOTH LIGHTS



**Kimley»Horn**  
KIMLEY-HORN AND ASSOCIATES, INC.  
8205 S. W. 11TH AVE.  
GREENWOOD VILLAGE, CO 80111 (303) 228-2300

**PORTEOS INDUSTRIAL AT PORTEOS**  
CITY OF AURORA, COUNTY OF ADAMS  
**SITE PLAN AMENDMENT**  
DETAILED PHOTOMETRIC PLAN

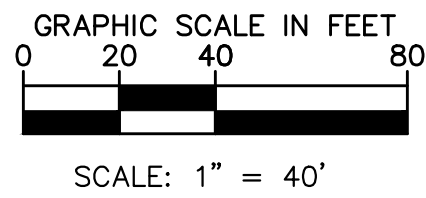
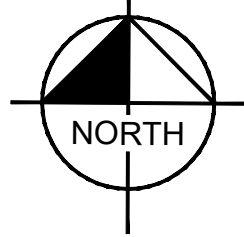
DATE: 03/22/2024  
DESIGNED BY: CAO  
DRAWN BY: AGM  
CHECKED BY: BUC

FILE NO:  
196617002-PH DTL-DIA I  
PROJECT NO:  
196617002

SHEET NO.



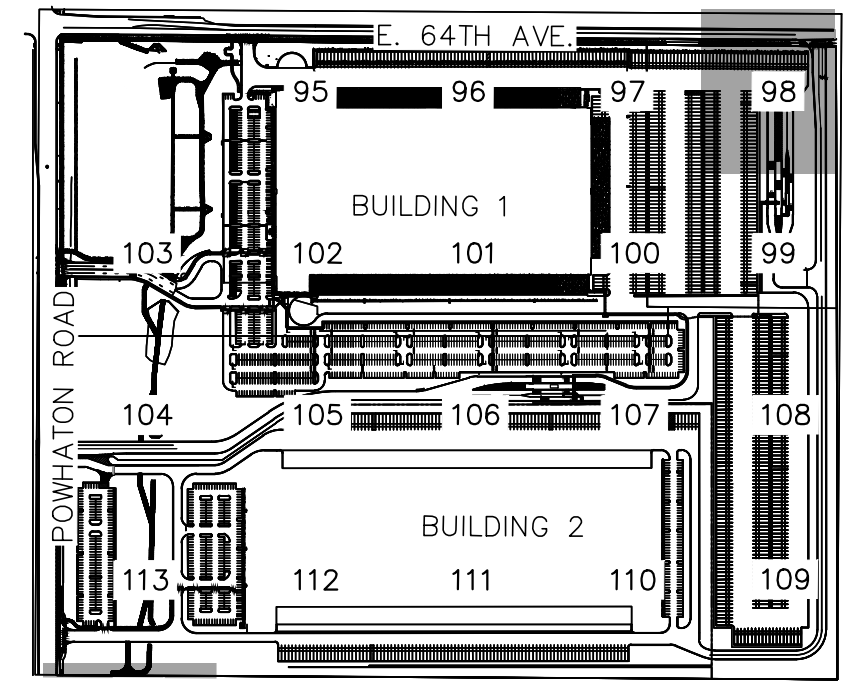
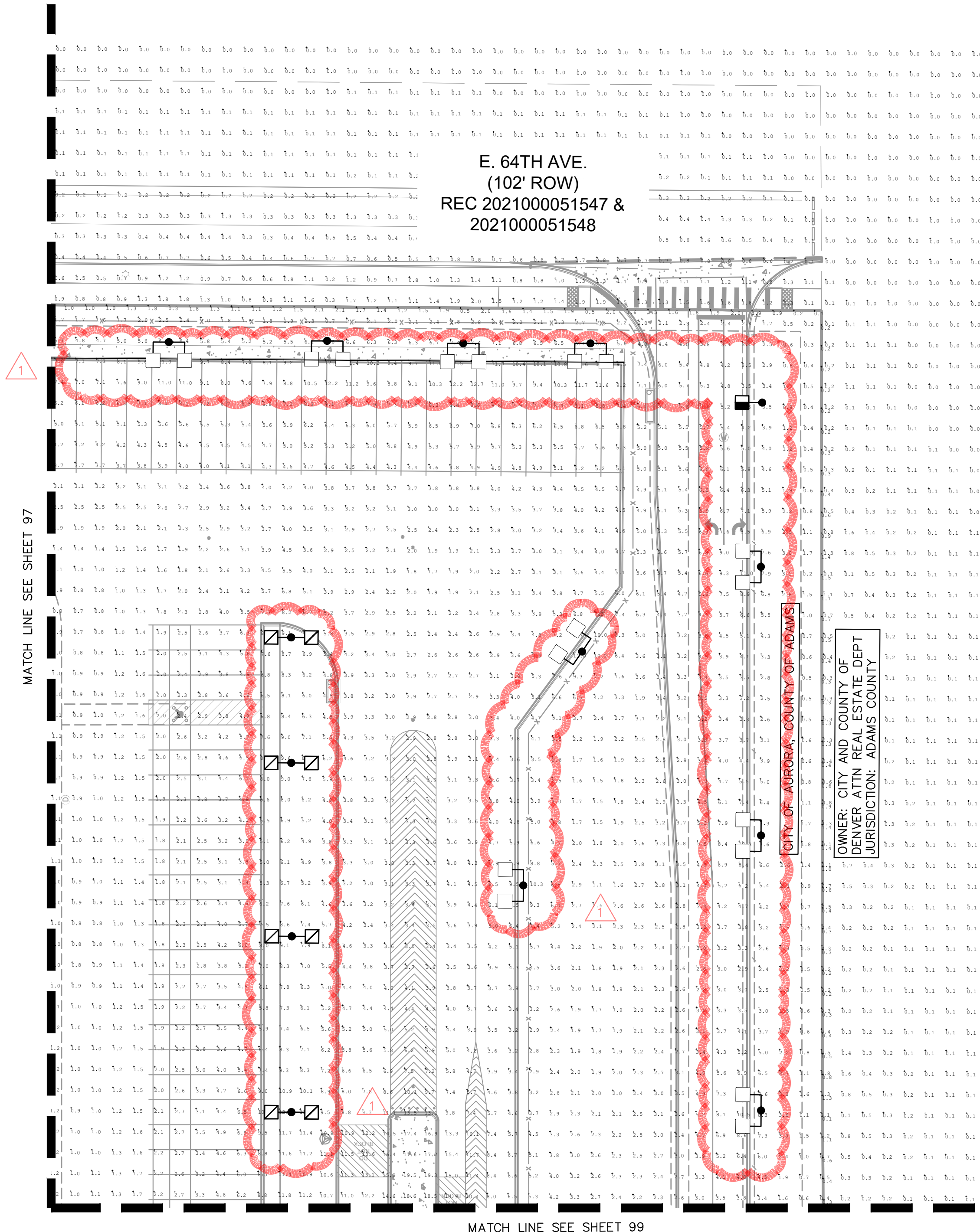
K:\DEN\_Civil\196617002 DIA\I & II Alternate Site Plan\CADD\PlanSheets\CSP\196617002\_PH DTL-DIA I.dwg Mavis, August 11/15/2024 12:42 PM



# PORTEOS INDUSTRIAL AT PORTEOS

## SITE PLAN AMENDMENT

LOCATED IN THE NW  $\frac{1}{4}$  OF SECTION 9,  
TOWNSHIP 3 SOUTH, RANGE 65 WEST OF THE 6TH P.M.,  
CITY OF AURORA, ADAMS COUNTY, STATE OF COLORADO



KEYMAP  
NTS

- LEGEND
- TWIN T4 PARKING LIGHTS 2 (N)
  - TWIN T4 PARKING LIGHTS 1 (N), 1 (E)
  - SINGLE T4 PARKING LIGHTS
  - BACK TO BACK T4 PARKING LIGHTS 2 (N)
  - BACK TO BACK T4 PARKING LIGHTS 1 (N), 1 (E)
  - WALL PACK T4 LIGHTS
  - (E) WALL PACK T4 LIGHTS
  - SINGLE T3 PARKING LIGHT
  - GUARD BOOTH LIGHTS

**Kimley»Horn**

KIMLEY-HORN AND ASSOCIATES, INC.  
6205 S. WILLOW AVE.  
GREENWOOD VILLAGE, CO 80111 (303) 228-2300

**PORTEOS INDUSTRIAL AT PORTEOS**  
CITY OF AURORA, COUNTY OF ADAMS  
SITE PLAN AMENDMENT  
DETAILED PHOTOMETRIC PLAN

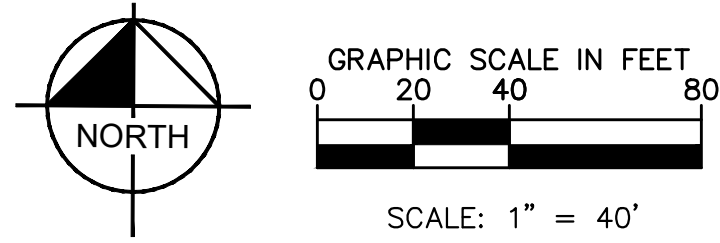
DATE: 03/22/2024  
DESIGNED BY: CAO  
DRAWN BY: AGM  
CHECKED BY: BJC

FILE NO.  
196617002-PH DTL-DIA I  
PROJECT NO.  
196617002  
SHEET NO.  
98

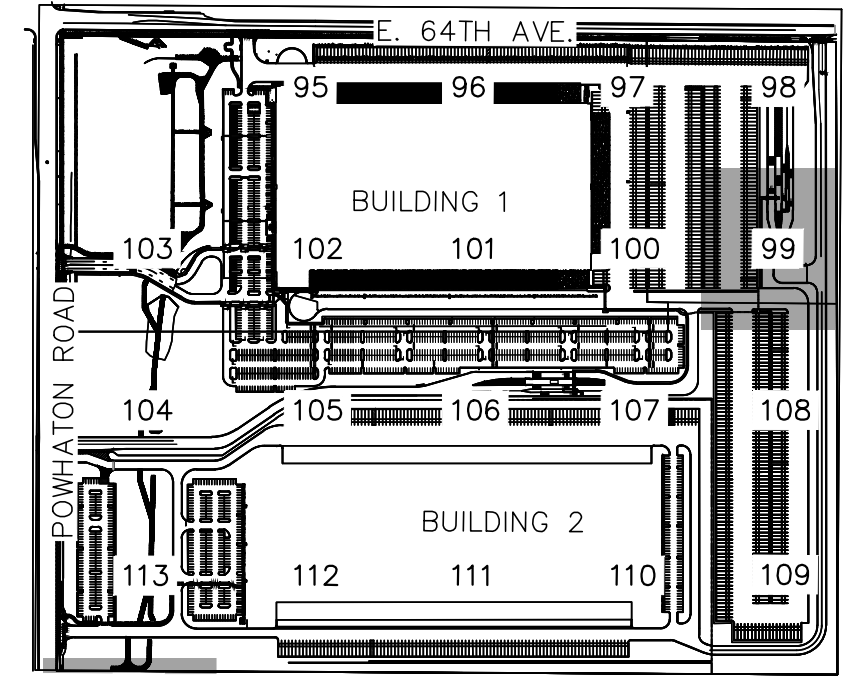
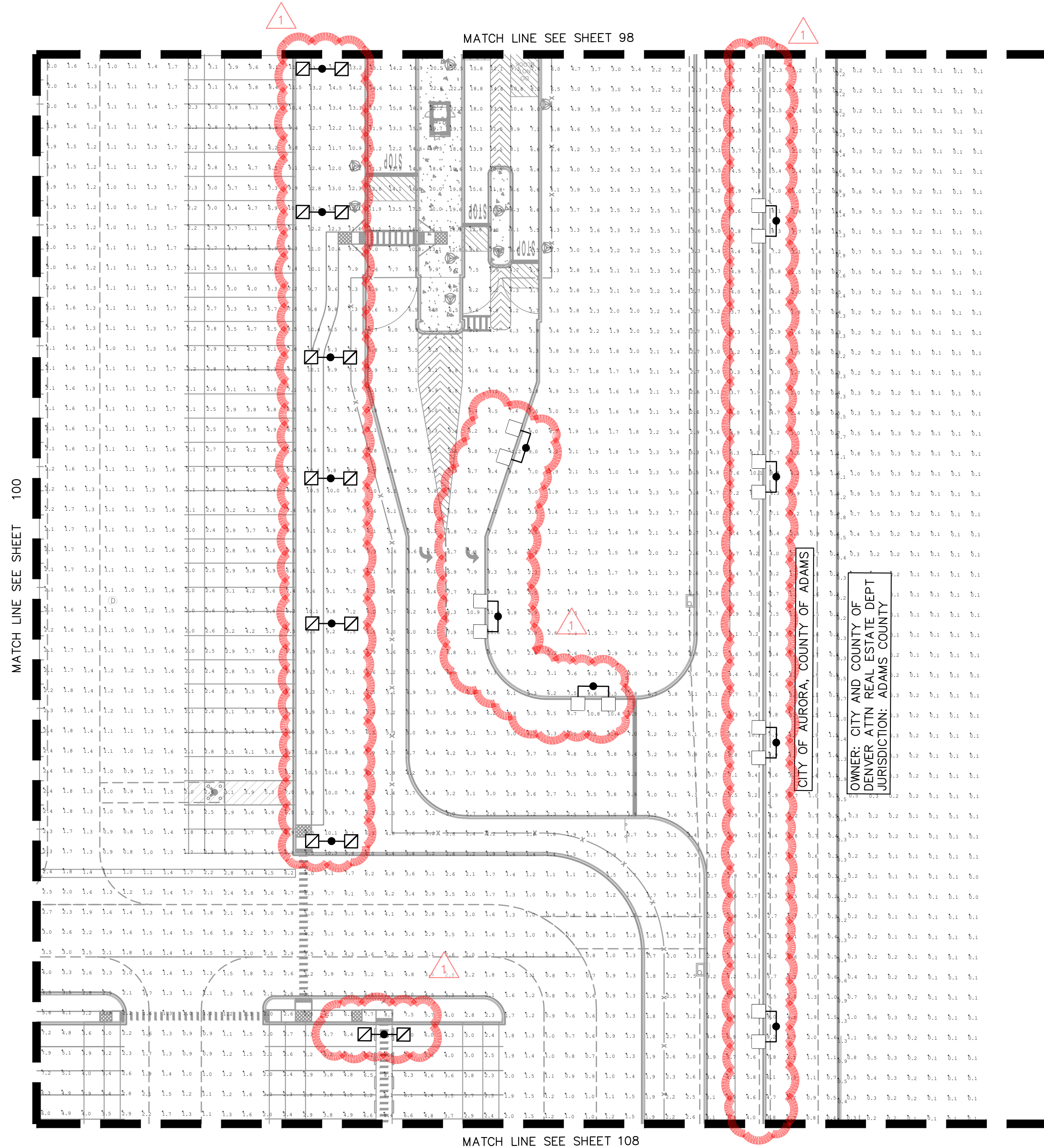
REVISION  
NO. 1  
SITE LAYOUT CHANGES  
BY DATE  
SO 11/15/24  
BJC  
APPR



K:\DEN\_Civil\196617002 DIA\1 & II Alternate Site Plan\CADD\PlanSheets\CSP\196617002\_PH DTL-DIA I.dwg Mavis, August 11/15/2024 12:44 PM



**PORTEOS INDUSTRIAL AT PORTEOS**  
**SITE PLAN AMENDMENT**  
LOCATED IN THE NW ¼ OF SECTION 9,  
TOWNSHIP 3 SOUTH, RANGE 65 WEST OF THE 6TH P.M.,  
CITY OF AURORA, ADAMS COUNTY, STATE OF COLORADO



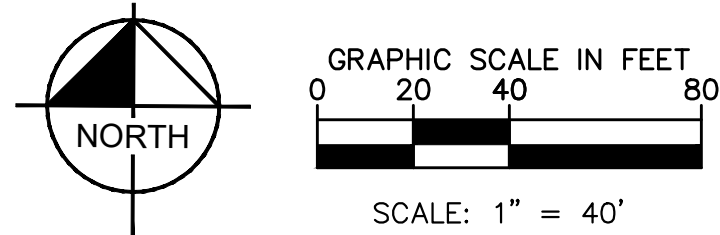
**KEYMAP**  
NTS

- LEGEND**
- TWIN T4 PARKING LIGHTS  
2 (N)
  - TWIN T4 PARKING LIGHTS  
1 (N), 1 (E)
  - SINGLE T4 PARKING LIGHTS
  - BACK TO BACK T4 PARKING LIGHTS  
2 (N)
  - BACK TO BACK T4 PARKING LIGHTS  
1 (N), 1 (E)
  - WALL PACK T4 LIGHTS  
(E) WALL PACK T4 LIGHTS
  - SINGLE T3 PARKING LIGHT
  - GUARD BOOTH LIGHTS

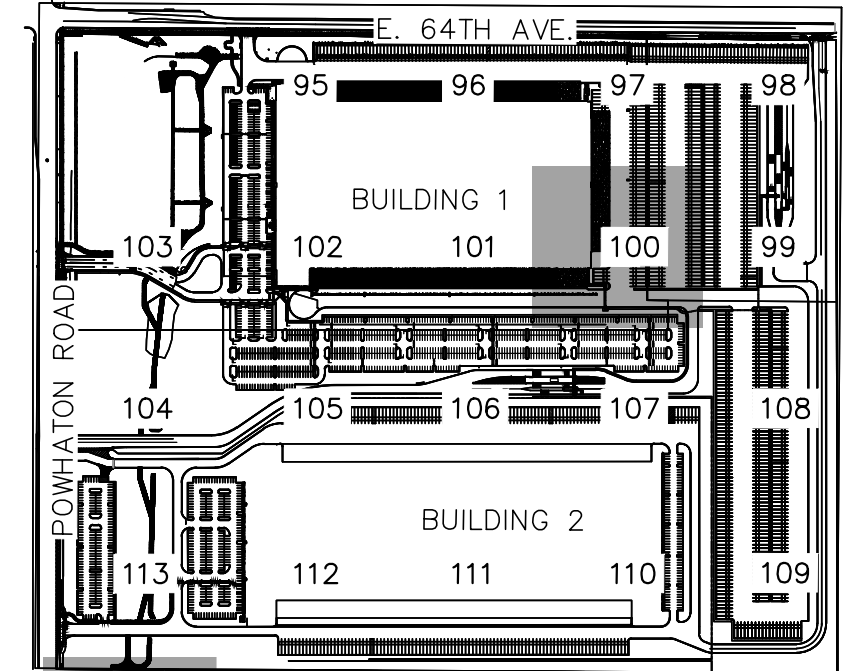
<b>Kimley»Horn</b> KIMLEY-HORN AND ASSOCIATES, INC. 8205 S. W. 11th Ave., Suite 200 Greenwood Village, CO 80111 (303) 228-2300	
<b>PORTEOS INDUSTRIAL AT PORTEOS</b> CITY OF AURORA, COUNTY OF ADAMS SITE PLAN AMENDMENT DETAILED PHOTOMETRIC PLAN	
FILE NO. 196617002-PH DTL-DA1	DATE: 03/22/2024
PROJECT NO. 196617002	DESIGNED BY: CAO
SHEET NO. 99	DRAWN BY: AGM
	CHECKED BY: BUC
	REVISION
	SO
	BY
	DATE
	APPR



K:\DEN\_Civil\196617002 DIA\I & II Alternate Site Plan\CADD\PlanSheets\CSP\196617002\_PH DTL-DIA I.dwg Mavis, August 11/15/2024 12:46 PM



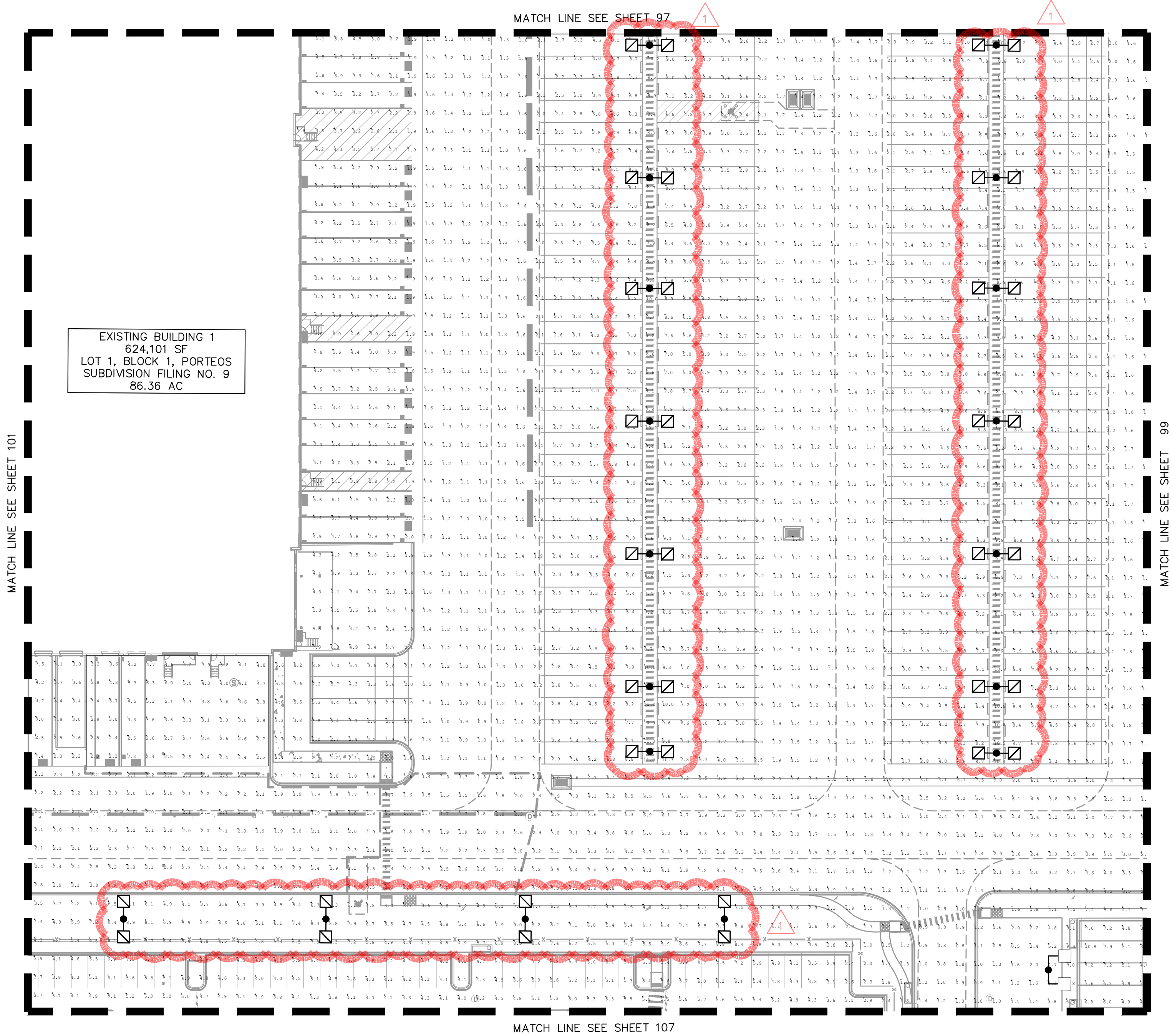
**PORTEOS INDUSTRIAL AT PORTEOS**  
**SITE PLAN AMENDMENT**  
LOCATED IN THE NW  $\frac{1}{4}$  OF SECTION 9,  
TOWNSHIP 3 SOUTH, RANGE 65 WEST OF THE 6TH P.M.,  
CITY OF AURORA, ADAMS COUNTY, STATE OF COLORADO



**KEYMAP**  
NTS

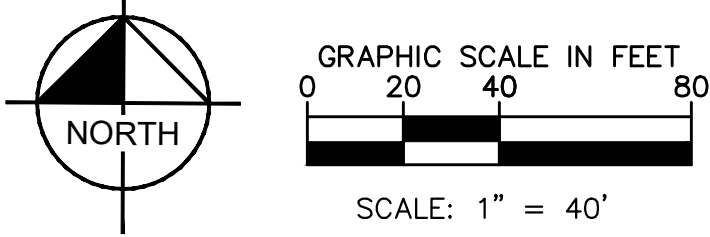
- LEGEND**
- TWIN T4 PARKING LIGHTS  
2 (N)
  - TWIN T4 PARKING LIGHTS  
1 (N), 1 (E)
  - SINGLE T4 PARKING LIGHTS
  - BACK TO BACK T4 PARKING LIGHTS  
2 (N)
  - BACK TO BACK T4 PARKING LIGHTS  
1 (N), 1 (E)
  - WALL PACK T4 LIGHTS  
(E) WALL PACK T4 LIGHTS
  - SINGLE T3 PARKING LIGHT
  - GUARD BOOTH LIGHTS

EXISTING BUILDING 1  
624,101 SF  
LOT 1, BLOCK 1, PORTEOS  
SUBDIVISION FILING NO. 9  
86.36 AC


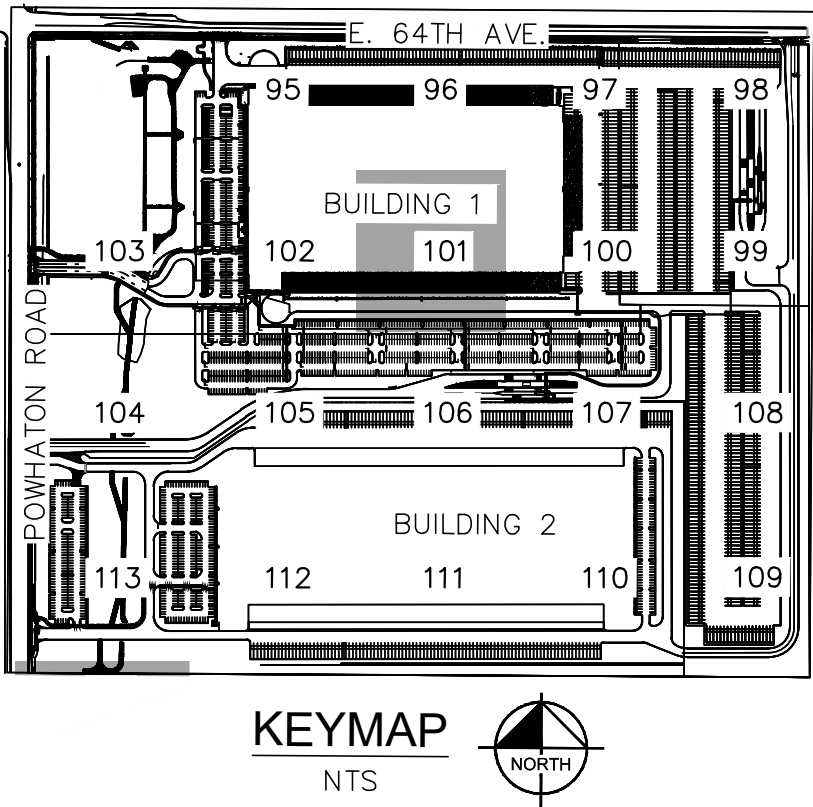


FILE NO. 196617002 PH DTL-DIA I		DATE 03/22/2024	
PROJECT NO. 196617002		DESIGNED BY: CAO	
SHEET NO. 100		DRAWN BY: AGM	
		CHECKED BY: BUC	
PORTEOS INDUSTRIAL AT PORTEOS CITY OF AURORA, COUNTY OF ADAMS SITE PLAN AMENDMENT DETAILED PHOTOMETRIC PLAN			
Kimley»Horn			
KIMLEY-HORN AND ASSOCIATES, INC. 6205 S. WILLOW GREENWOOD VILLAGE, CO 80111 (303) 228-2300			
NO.		REVISION	
1		SITE LAYOUT CHANGES	
SO		BY	
11/15/24		DATE	
BUC		APPR	

K:\DEN\_Civil\196617002 DIA\I & II Alternate Site Plan\CADD\PlanSheets\CSP\196617002\_PH DTL-DIA I.dwg Mavis, August 11/15/2024 12:47 PM



**PORTEOS INDUSTRIAL AT PORTEOS**  
**SITE PLAN AMENDMENT**  
LOCATED IN THE NW ¼ OF SECTION 9,  
TOWNSHIP 3 SOUTH, RANGE 65 WEST OF THE 6TH P.M.,  
CITY OF AURORA, ADAMS COUNTY, STATE OF COLORADO



**Kimley»Horn**  
KIMLEY-HORN AND ASSOCIATES, INC.  
6205 S. WILLOW  
Greenwood Village, CO 80111 (303) 228-2300

**PORTEOS INDUSTRIAL AT PORTEOS**  
CITY OF AURORA, COUNTY OF ADAMS  
**SITE PLAN AMENDMENT**  
DETAILED PHOTOMETRIC PLAN

DATE: 03/22/2024  
DESIGNED BY: CAO  
DRAWN BY: AGM  
CHECKED BY: BJC

FILE NO.  
196617002\_PH DTL-DIA I  
PROJECT NO.  
196617002

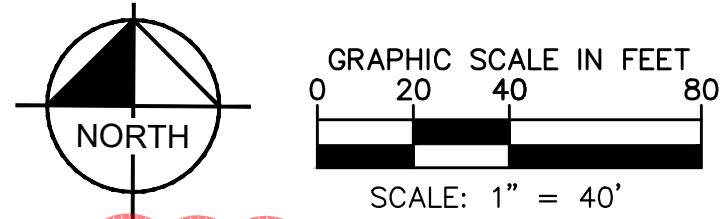
SHEET NO.

101

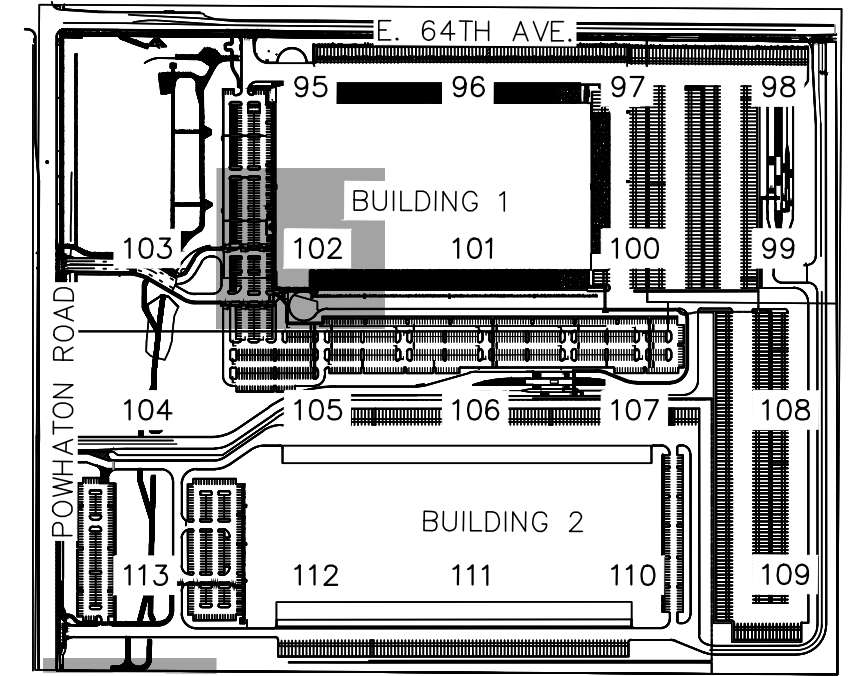
NO.	REVISION	BY	DATE	APPR
1	SITE LAYOUT CHANGES	SO	11/15/24	BJC



k:\DEN\_Civil\196617002 DIA\I & II Alternate Site Plan\CADD\PlanSheets\CSP\196617002\_PH DTL-DIA I.dwg Mavis, August 11/15/2024 12:49 PM



**PORTEOS INDUSTRIAL AT PORTEOS**  
**SITE PLAN AMENDMENT**  
LOCATED IN THE NW  $\frac{1}{4}$  OF SECTION 9,  
TOWNSHIP 3 SOUTH, RANGE 65 WEST OF THE 6TH P.M.,  
CITY OF AURORA, ADAMS COUNTY, STATE OF COLORADO



**KEYMAP**  
NTS

- LEGEND**
- TWIN T4 PARKING LIGHTS  
2 (N)
  - TWIN T4 PARKING LIGHTS  
1 (N), 1 (E)
  - SINGLE T4 PARKING LIGHTS
  - BACK TO BACK T4 PARKING LIGHTS  
2 (N)
  - BACK TO BACK T4 PARKING LIGHTS  
1 (N), 1 (E)
  - WALL PACK T4 LIGHTS  
(E) WALL PACK T4 LIGHTS
  - SINGLE T3 PARKING LIGHT
  - GUARD BOOTH LIGHTS

EXISTING BUILDING 1  
624,101 SF  
LOT 1, BLOCK 1, PORTEOS SUBDIVISION FILING NO. 9  
86.36 AC

MATCH LINE SEE SHEET 101

MATCH LINE SEE SHEET 105

**PORTEOS INDUSTRIAL AT PORTEOS**  
CITY OF AURORA, COUNTY OF ADAMS  
**SITE PLAN AMENDMENT**  
DETAILED PHOTOMETRIC PLAN

DATE: 03/22/2024  
DESIGNED BY: CAO  
DRAWN BY: AGM  
CHECKED BY: BJC

FILE NO:  
196617002\_PH DTL-DIA I  
PROJECT NO:  
196617002

SHEET NO.

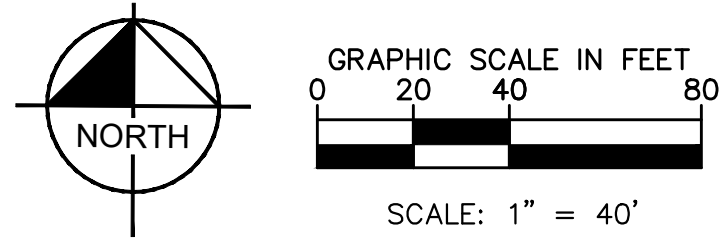
102

**Kimley»Horn**  
KIMLEY-HORN AND ASSOCIATES, INC.  
6205 S. W. 10TH AVE.  
GREENWOOD VILLAGE, CO 80111 (303) 228-2300

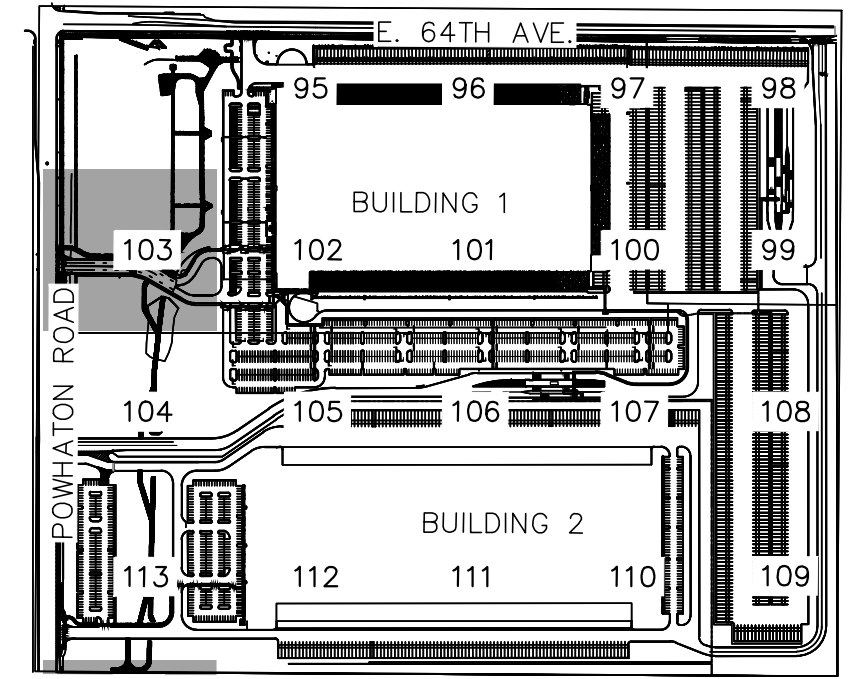
NO.	REVISION	BY	DATE	APPR
2	EXISTING LIGHTING UPDATE	WRP	08/19/24	DJC
1	SITE LAYOUT CHANGES	SO	11/15/24	BJC



k:\DEN\_Civil\196617002 DIA\I & II Alternate Site Plan\CADD\PlanSheets\CSP\196617002\_PH DTL-DIA I.dwg Mavis, August 11/15/2024 12:51 PM

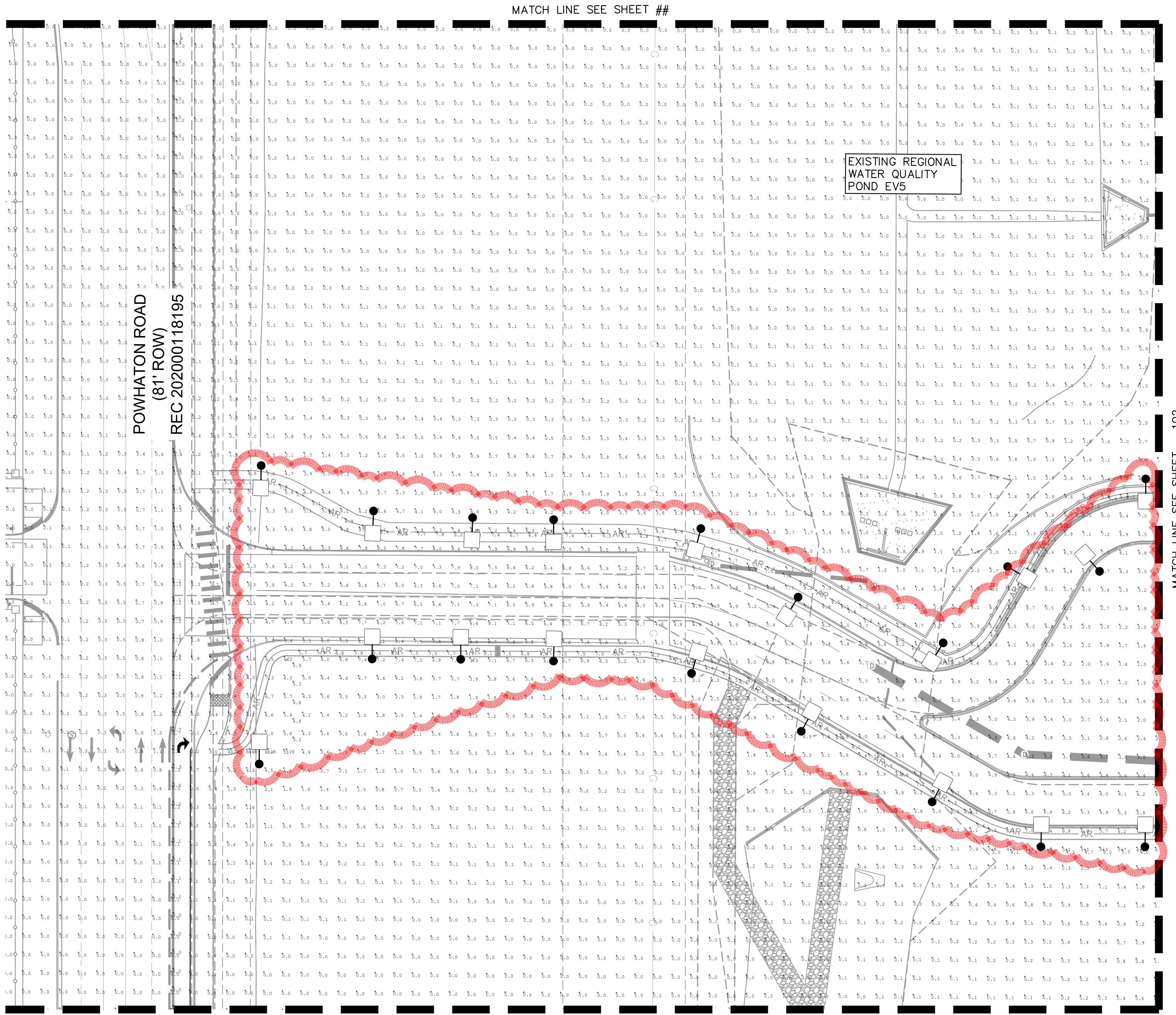


**PORTEOS INDUSTRIAL AT PORTEOS**  
**SITE PLAN AMENDMENT**  
LOCATED IN THE NW  $\frac{1}{4}$  OF SECTION 9,  
TOWNSHIP 3 SOUTH, RANGE 65 WEST OF THE 6TH P.M.,  
CITY OF AURORA, ADAMS COUNTY, STATE OF COLORADO



**KEYMAP**  
NTS

- LEGEND**
- TWIN T4 PARKING LIGHTS  
2 (N)
  - TWIN T4 PARKING LIGHTS  
1 (N), 1 (E)
  - SINGLE T4 PARKING LIGHTS
  - BACK TO BACK T4 PARKING LIGHTS  
2 (N)
  - BACK TO BACK T4 PARKING LIGHTS  
1 (N), 1 (E)
  - WALL PACK T4 LIGHTS  
(E) WALL PACK T4 LIGHTS
  - SINGLE T3 PARKING LIGHT
  - GUARD BOOTH LIGHTS



MATCH LINE SEE SHEET 102

MATCH LINE SEE SHEET 104

**Kimley»Horn**  
KIMLEY-HORN AND ASSOCIATES, INC.  
6205 S. W. 11th Avenue  
Greenwood Village, CO 80111 (303) 228-2300

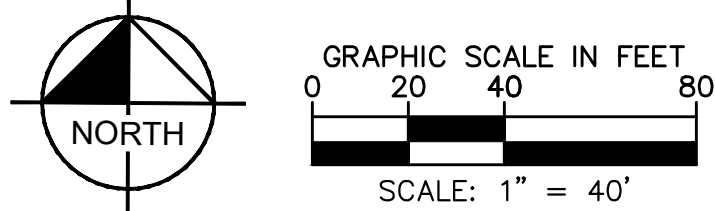
**PORTEOS INDUSTRIAL AT PORTEOS**  
CITY OF AURORA, COUNTY OF ADAMS  
SITE PLAN AMENDMENT  
DETAILED PHOTOMETRIC PLAN

FILE NO.	DATE:	DESIGNED BY:	DRAWN BY:	CHECKED BY:
196617002_PH DTL-DA1	03/22/2024	CAO	AGM	BUC
PROJECT NO.				
196617002				

SHEET NO. 103

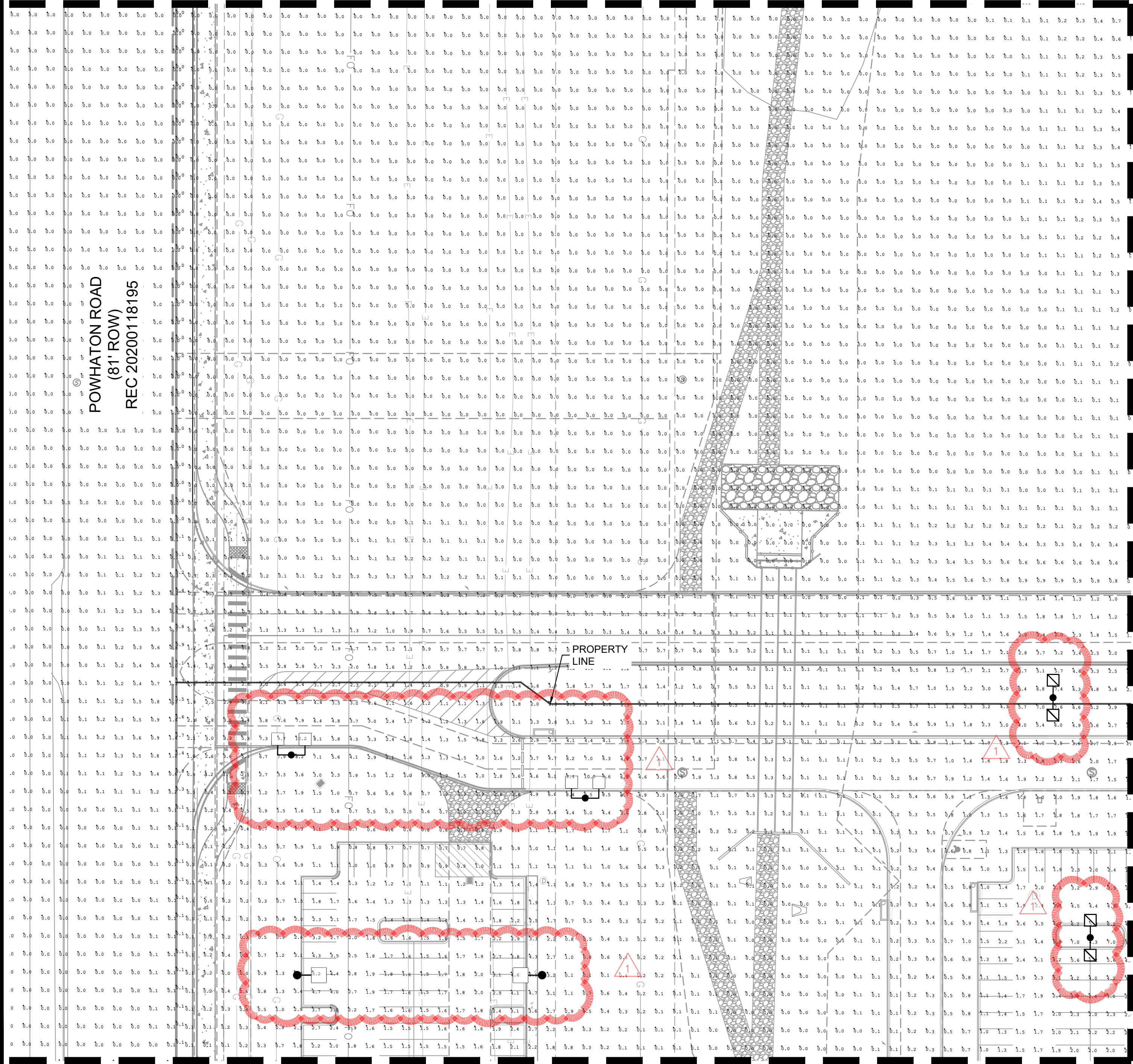


K:\DEN\_Civil\196617002 DIA I & II Alternate Site Plan\CADD\PlanSheets\CSP\196617002\_PH DTL-DA II.dwg Mavis, August 11/15/2024 12:53 PM

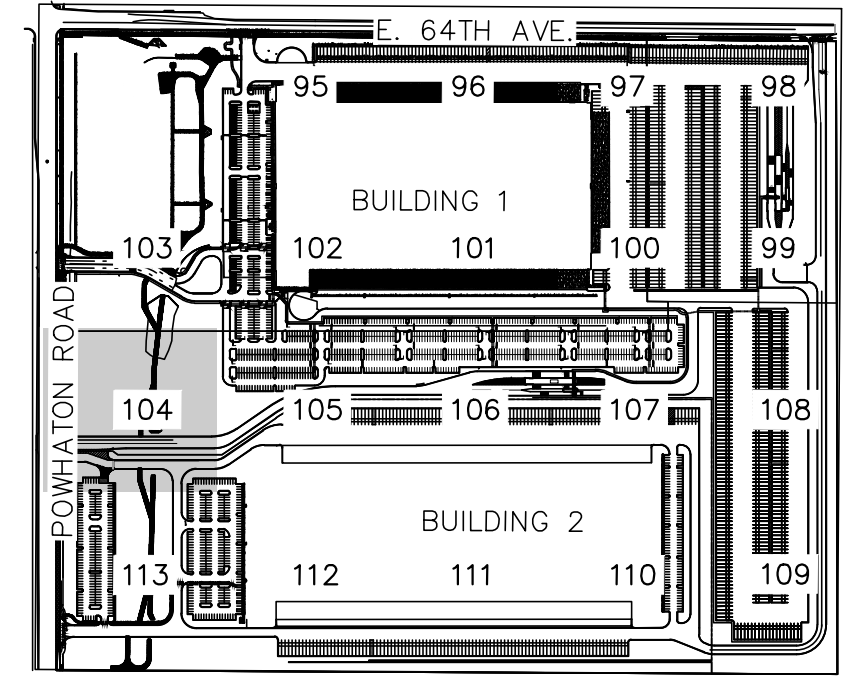


**PORTEOS INDUSTRIAL AT PORTEOS**  
**SITE PLAN AMENDMENT**  
LOCATED IN THE NW  $\frac{1}{4}$  OF SECTION 9,  
TOWNSHIP 3 SOUTH, RANGE 65 WEST OF THE 6TH P.M.,  
CITY OF AURORA, ADAMS COUNTY, STATE OF COLORADO

MATCH LINE SEE SHEET 103



MATCH LINE SEE SHEET 113



**KEYMAP**  
NTS

**LEGEND**

- TWIN T4 PARKING LIGHTS  
2 (N)
- TWIN T4 PARKING LIGHTS  
1 (N), 1 (E)
- SINGLE T4 PARKING LIGHTS
- BACK TO BACK T4 PARKING LIGHTS  
2 (N)
- BACK TO BACK T4 PARKING LIGHTS  
1 (N), 1 (E)
- WALL PACK T4 LIGHTS  
(E) WALL PACK T4 LIGHTS
- SINGLE T3 PARKING LIGHT
- GUARD BOOTH LIGHTS

MATCH LINE SEE SHEET 105

**Kimley»Horn**  
KIMLEY-HORN AND ASSOCIATES, INC.  
6205 S. WILLOW  
GREENWOOD VILLAGE, CO 80111 (303) 228-2300

**PORTEOS INDUSTRIAL AT PORTEOS**  
CITY OF AURORA, COUNTY OF ADAMS  
SITE PLAN AMENDMENT  
DETAILED PHOTOMETRIC PLAN

DATE: 03/22/2024  
DESIGNED BY: CAO  
DRAWN BY: AGM  
CHECKED BY: BJC

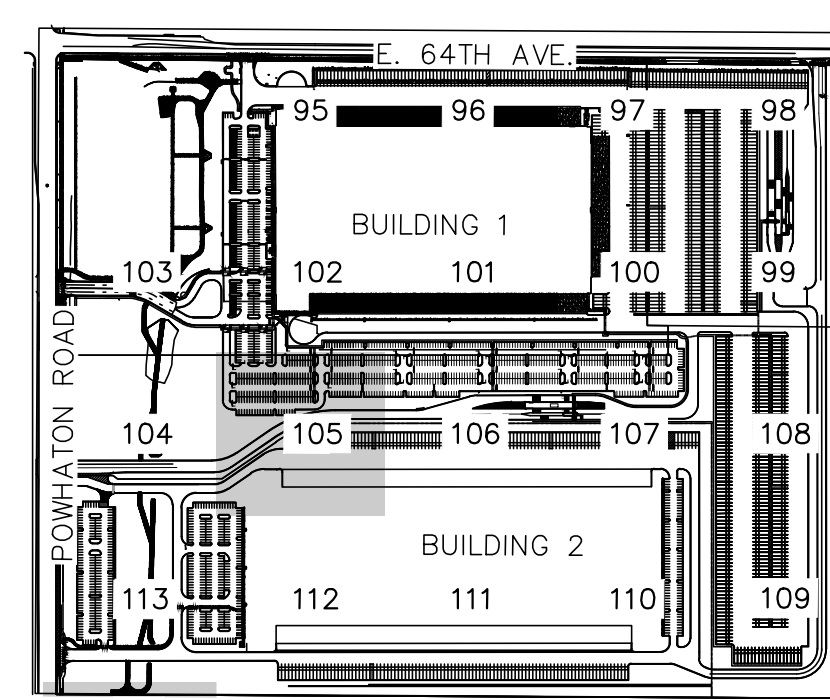
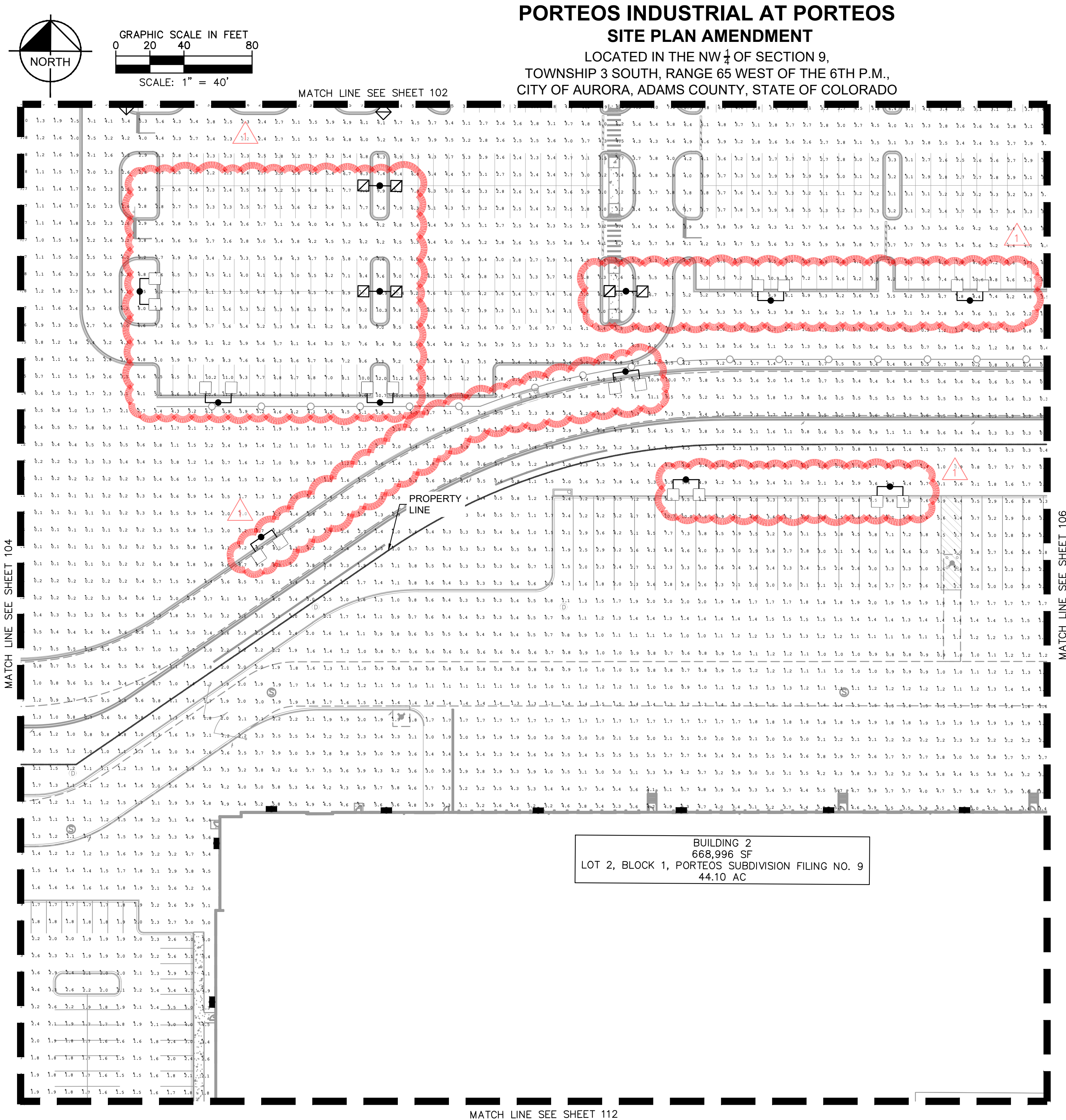
FILE NO.  
196617002\_PH DTL-DA II  
PROJECT NO.  
196617002  
SHEET NO.  
104

REVISION  
1  
SITE LAYOUT CHANGES  
NO.

BY  
DATE  
11/15/24  
BUC  
APPR



K:\DEN\_Civil\196617002 DIA I & II Alternate Site Plan\CADD\PlanSheets\CSP\196617002\_PH DTL-DA II.dwg Mavis, August 11/15/2024 12:55 PM



KEYMAP  
NTS

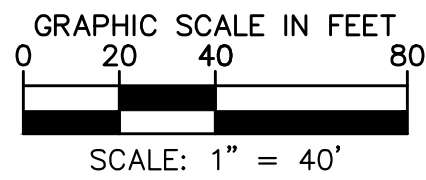
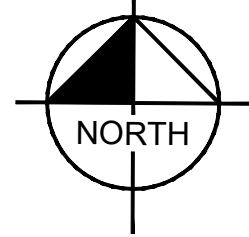
NORTH

- LEGEND**
- TWIN T4 PARKING LIGHTS  
2 (N)
  - TWIN T4 PARKING LIGHTS  
1 (N), 1 (E)
  - SINGLE T4 PARKING LIGHTS
  - BACK TO BACK T4 PARKING LIGHTS  
2 (N)
  - BACK TO BACK T4 PARKING LIGHTS  
1 (N), 1 (E)
  - WALL PACK T4 LIGHTS  
(E) WALL PACK T4 LIGHTS
  - SINGLE T3 PARKING LIGHT
  - GUARD BOOTH LIGHTS

PORTEOS INDUSTRIAL AT PORTEOS CITY OF AURORA, COUNTY OF ADAMS SITE PLAN AMENDMENT DETAILED PHOTOMETRIC PLAN		DATE: 03/22/2024	DESIGNED BY: CAO	PROJECT NO. 196617002	SHEET NO. 105
Kimley»Horn		1	NO.	NO.	NO.
KIMLEY-HORN AND ASSOCIATES, INC. 8205 S. W. 11TH AVE. GREENWOOD VILLAGE, CO 80111 (303) 228-2300		1	NO.	NO.	NO.
REVISION		SO	BY	DATE	APPR
SITE LAYOUT CHANGES		11/15/24	BUC		



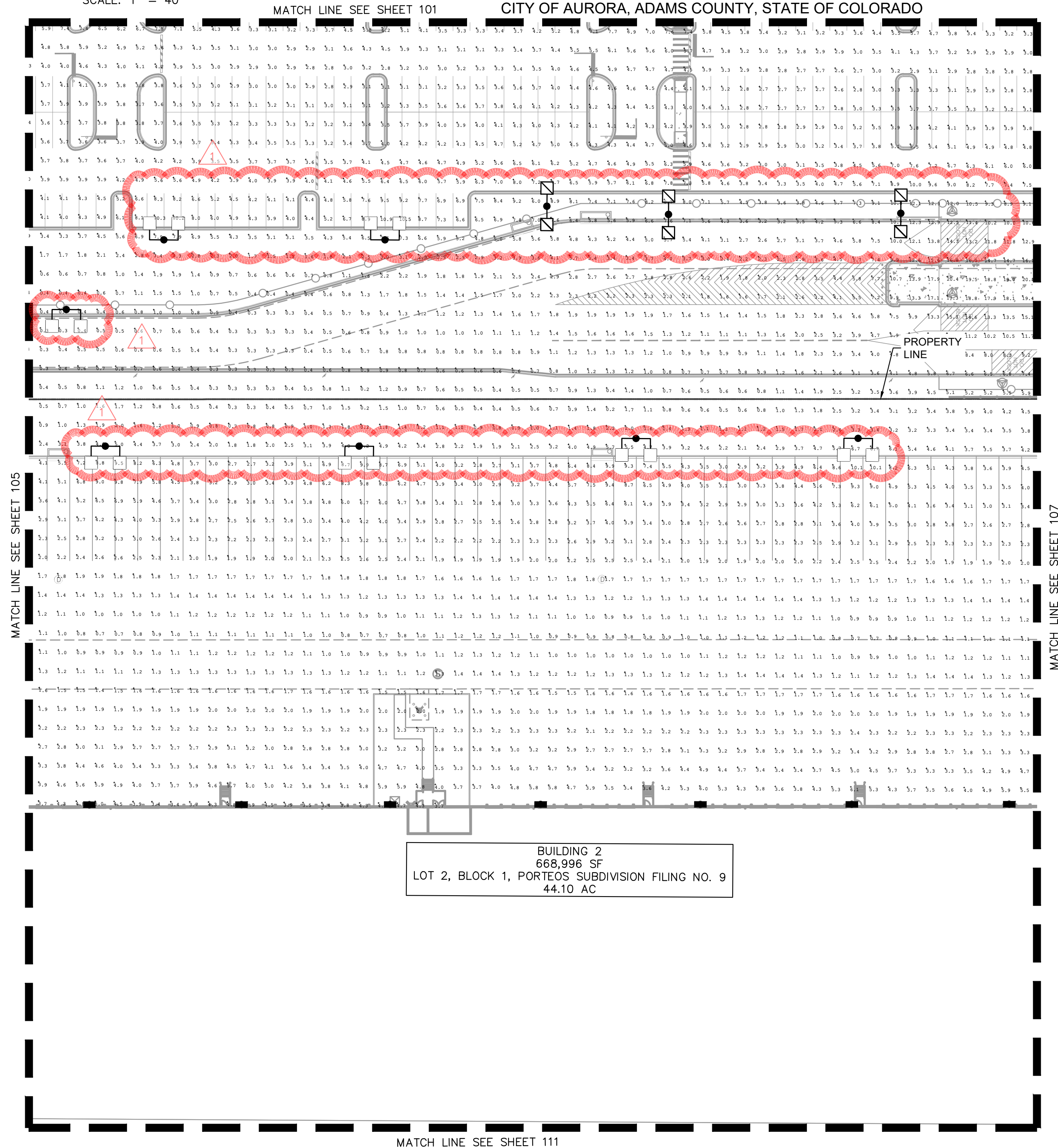
K:\DEN\_Civil\196617002 DIA I & II Alternate Site Plan\CADD\PlanSheets\CSP\196617002\_PH DTL-II.dwg Mavis, August 11/15/2024 12:56 PM



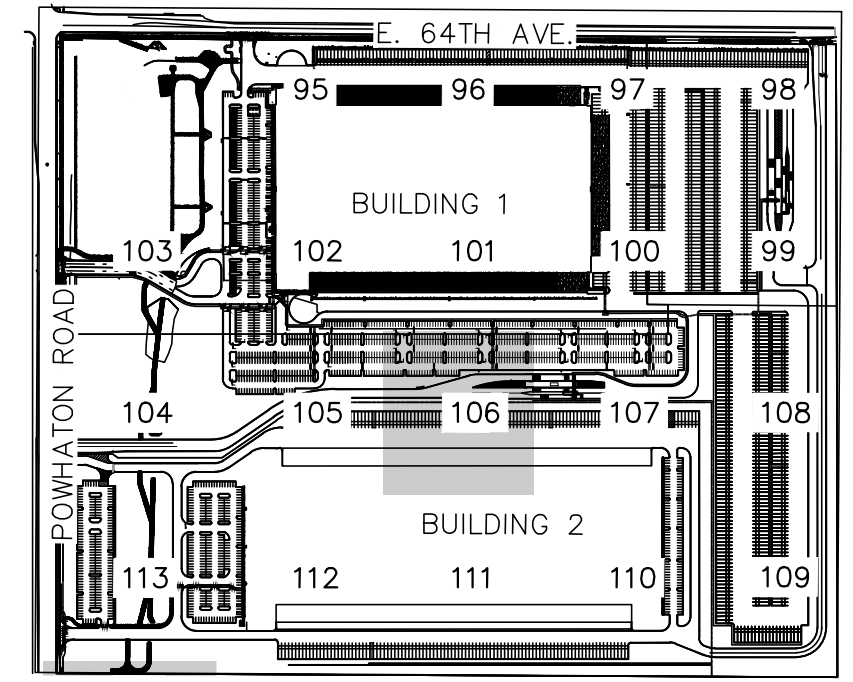
# PORTEOS INDUSTRIAL AT PORTEOS

## SITE PLAN AMENDMENT

LOCATED IN THE NW  $\frac{1}{4}$  OF SECTION 9,  
TOWNSHIP 3 SOUTH, RANGE 65 WEST OF THE 6TH P.M.,  
CITY OF AURORA, ADAMS COUNTY, STATE OF COLORADO



BUILDING 2  
668,996 SF  
LOT 2, BLOCK 1, PORTEOS SUBDIVISION FILING NO. 9  
44.10 AC



- LEGEND**
- TWIN T4 PARKING LIGHTS  
2 (N)
  - TWIN T4 PARKING LIGHTS  
1 (N), 1 (E)
  - SINGLE T4 PARKING LIGHTS
  - BACK TO BACK T4 PARKING LIGHTS  
2 (N)
  - BACK TO BACK T4 PARKING LIGHTS  
1 (N), 1 (E)
  - WALL PACK T4 LIGHTS  
(E) WALL PACK T4 LIGHTS
  - SINGLE T3 PARKING LIGHT
  - GUARD BOOTH LIGHTS

**Kimley»Horn**

KIMLEY-HORN AND ASSOCIATES, INC.  
6205 S. W. 11th Avenue  
Greenwood Village, CO 80111 (303) 228-2300

**PORTEOS INDUSTRIAL AT PORTEOS**  
CITY OF AURORA, COUNTY OF ADAMS  
SITE PLAN AMENDMENT  
DETAILED PHOTOMETRIC PLAN

DATE: 03/22/2024  
DESIGNED BY: CAO  
DRAWN BY: AGM  
CHECKED BY: BJC

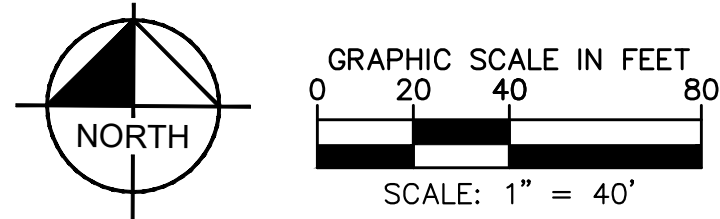
FILE NO.  
196617002\_PH DTL-DA II  
PROJECT NO.  
196617002  
SHEET NO.  
106

REVISION  
1  
NO.

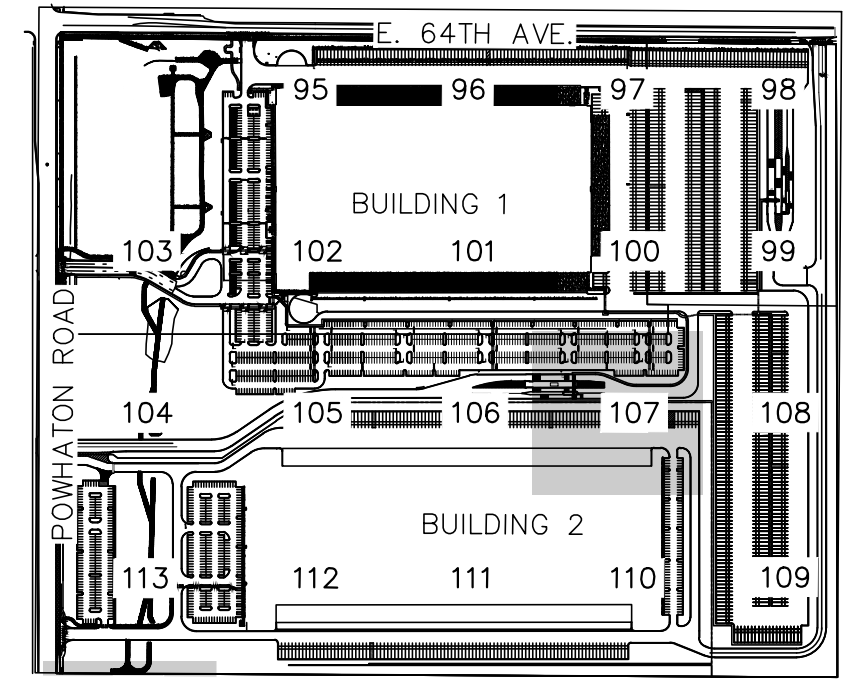
1  
SITE LAYOUT CHANGES  
SO  
11/15/24  
BY  
DATE  
APPR  
BJC



K:\DEN\_Civil\196617002 DIA I & II Alternate Site Plan\CADD\PlanSheets\CSP\196617002\_PH DTL-DA II.dwg Mavis, August 11/15/2024 12:57 PM

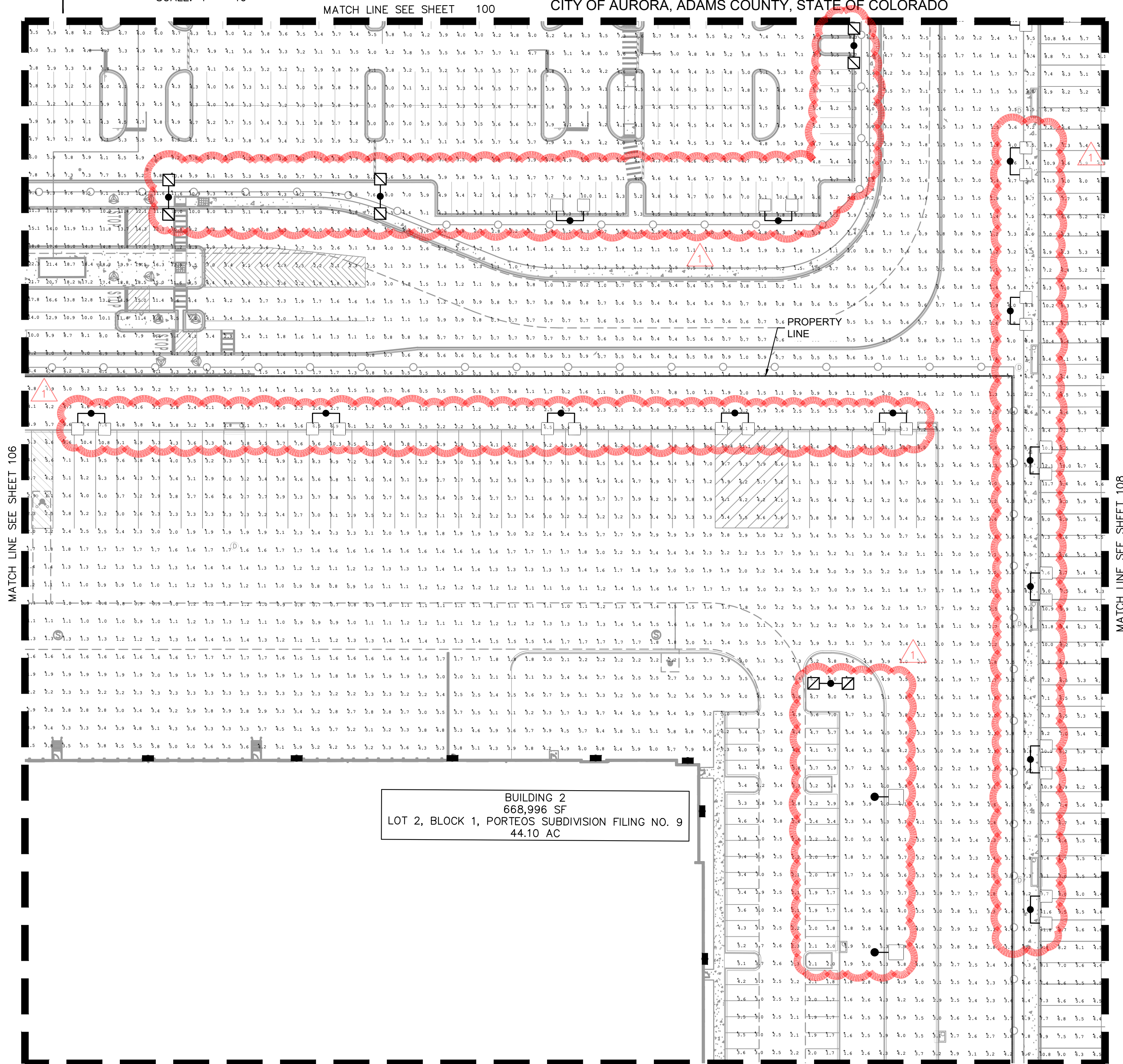


**PORTEOS INDUSTRIAL AT PORTEOS**  
**SITE PLAN AMENDMENT**  
LOCATED IN THE NW 1/4 OF SECTION 9,  
TOWNSHIP 3 SOUTH, RANGE 65 WEST OF THE 6TH P.M.,  
CITY OF AURORA, ADAMS COUNTY, STATE OF COLORADO



**KEYMAP**  
NTS

- LEGEND**
- TWIN T4 PARKING LIGHTS 2 (N)
  - TWIN T4 PARKING LIGHTS 1 (N), 1 (E)
  - SINGLE T4 PARKING LIGHTS
  - BACK TO BACK T4 PARKING LIGHTS 2 (N)
  - BACK TO BACK T4 PARKING LIGHTS 1 (N), 1 (E)
  - WALL PACK T4 LIGHTS
  - (E) WALL PACK T4 LIGHTS
  - SINGLE T3 PARKING LIGHT
  - GUARD BOOTH LIGHTS



**Kimley»Horn**  
KIMLEY-HORN AND ASSOCIATES, INC.  
6205 S. WILLOW  
GREENWOOD VILLAGE, CO 80111 (303) 228-2300

**PORTEOS INDUSTRIAL AT PORTEOS**  
CITY OF AURORA, COUNTY OF ADAMS  
**SITE PLAN AMENDMENT**  
DETAILED PHOTOMETRIC PLAN

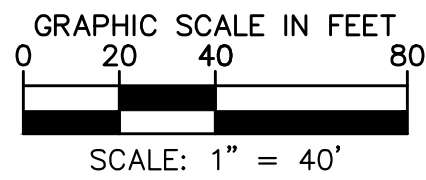
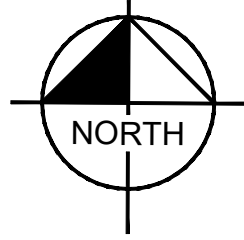
DATE: 03/22/2024  
DESIGNED BY: CAO  
DRAWN BY: AGM  
CHECKED BY: BUC

FILE NO.  
196617002 PH DTL-DA II  
PROJECT NO.  
196617002

SHEET NO.



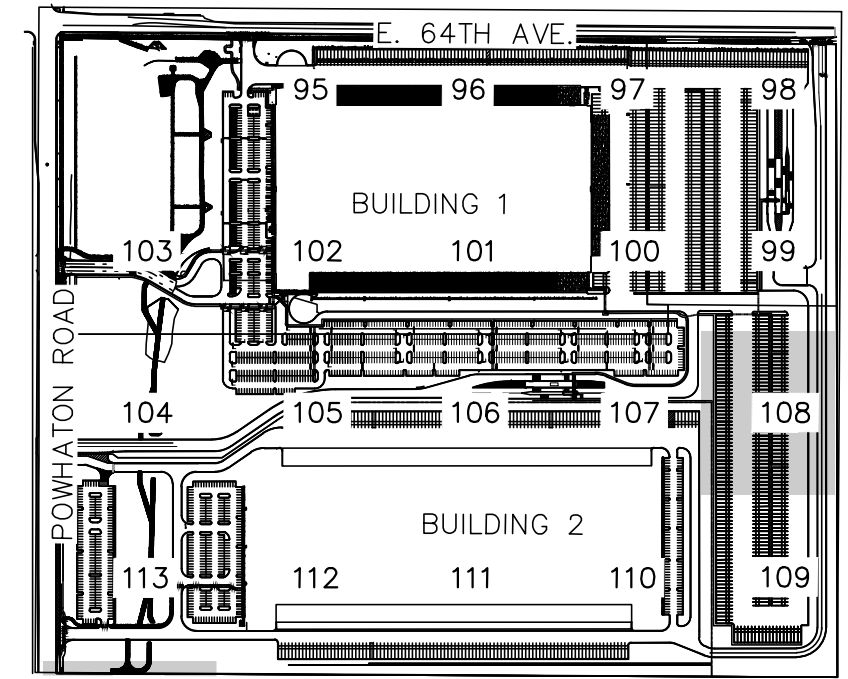
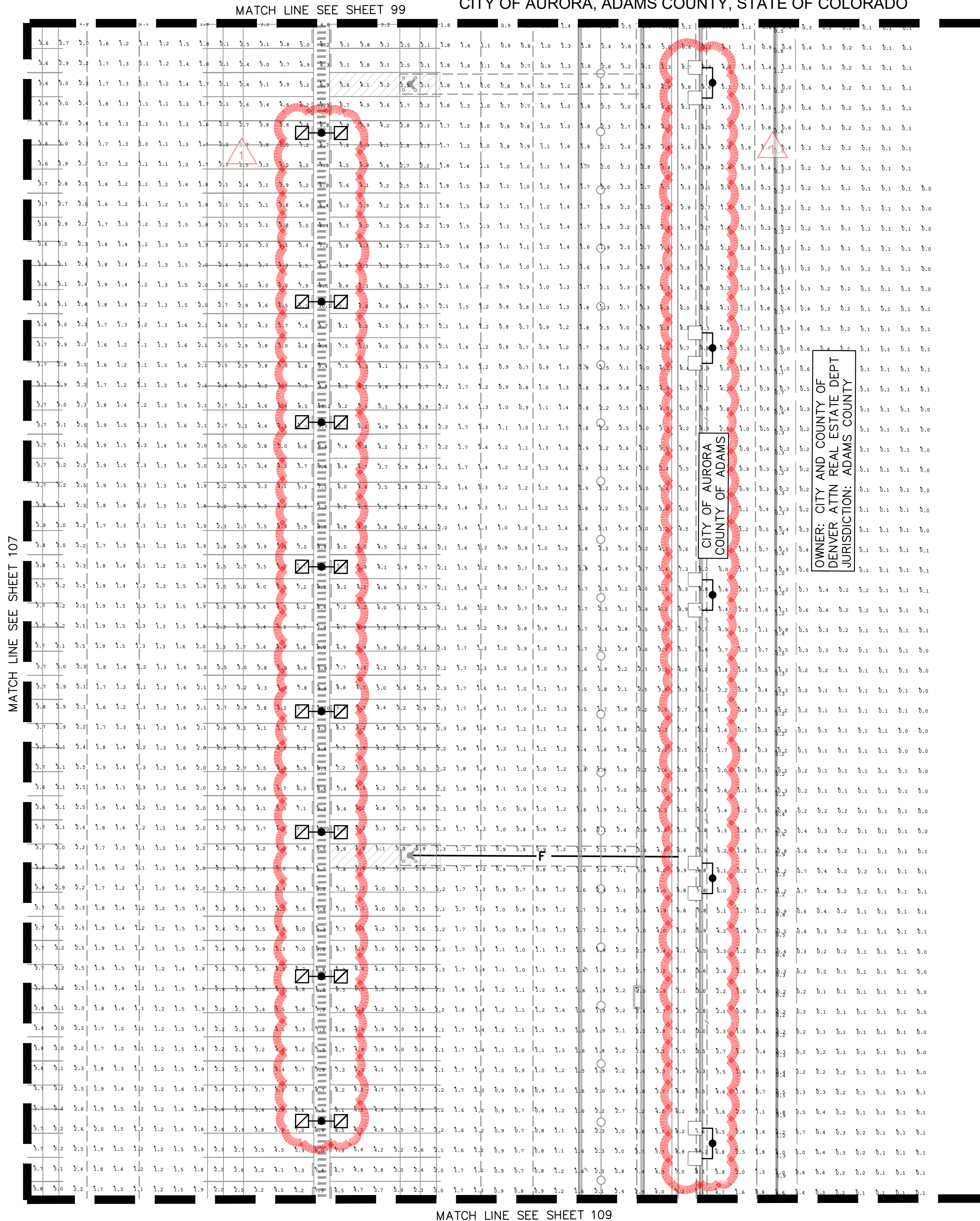
K:\DEN\_Civil\196617002 DIA\1 & II Alternate Site Plan\CADD\PlanSheets\CSP\196617002\_PH DTL-DIA II.dwg Mavis, August 11/15/2024 12:59 PM



# PORTEOS INDUSTRIAL AT PORTEOS

## SITE PLAN AMENDMENT

LOCATED IN THE NW  $\frac{1}{4}$  OF SECTION 9,  
TOWNSHIP 3 SOUTH, RANGE 65 WEST OF THE 6TH P.M.,  
CITY OF AURORA, ADAMS COUNTY, STATE OF COLORADO



KEYMAP  
NTS

### LEGEND

- TWIN T4 PARKING LIGHTS  
2 (N)
- TWIN T4 PARKING LIGHTS  
1 (N), 1 (E)
- SINGLE T4 PARKING LIGHTS
- BACK TO BACK T4 PARKING LIGHTS  
2 (N)
- BACK TO BACK T4 PARKING LIGHTS  
1 (N), 1 (E)
- WALL PACK T4 LIGHTS  
(E) WALL PACK T4 LIGHTS
- SINGLE T3 PARKING LIGHT
- GUARD BOOTH LIGHTS

### PORTEOS INDUSTRIAL AT PORTEOS

CITY OF AURORA, COUNTY OF ADAMS  
SITE PLAN AMENDMENT  
DETAILED PHOTOMETRIC PLAN

DATE: 03/22/2024  
DESIGNED BY: CAO  
DRAWN BY: AGM  
CHECKED BY: BJC

FILE NO.  
196617002\_PH DTL-DIA II  
PROJECT NO.  
196617002

SHEET NO.

108

Kimley»Horn

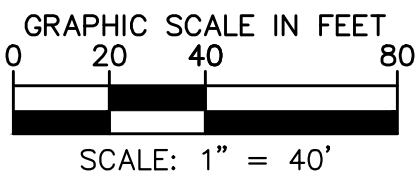
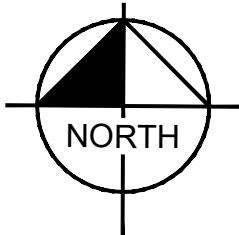
KIMLEY-HORN AND ASSOCIATES, INC.  
6205 S. W. 10TH AVE.  
GREENWOOD VILLAGE, CO 80111 (303) 228-2300

1 SITE LAYOUT CHANGES  
NO. BY DATE

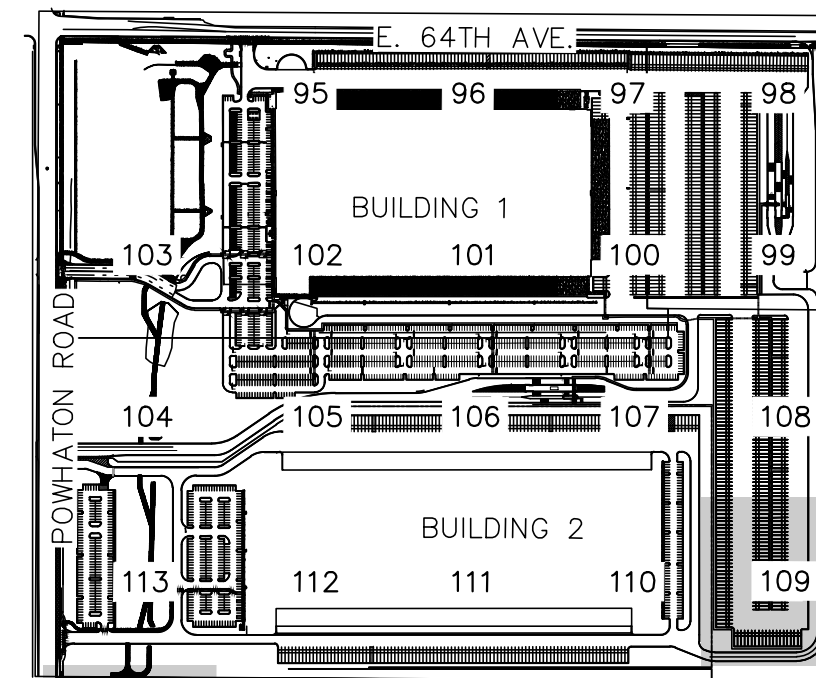
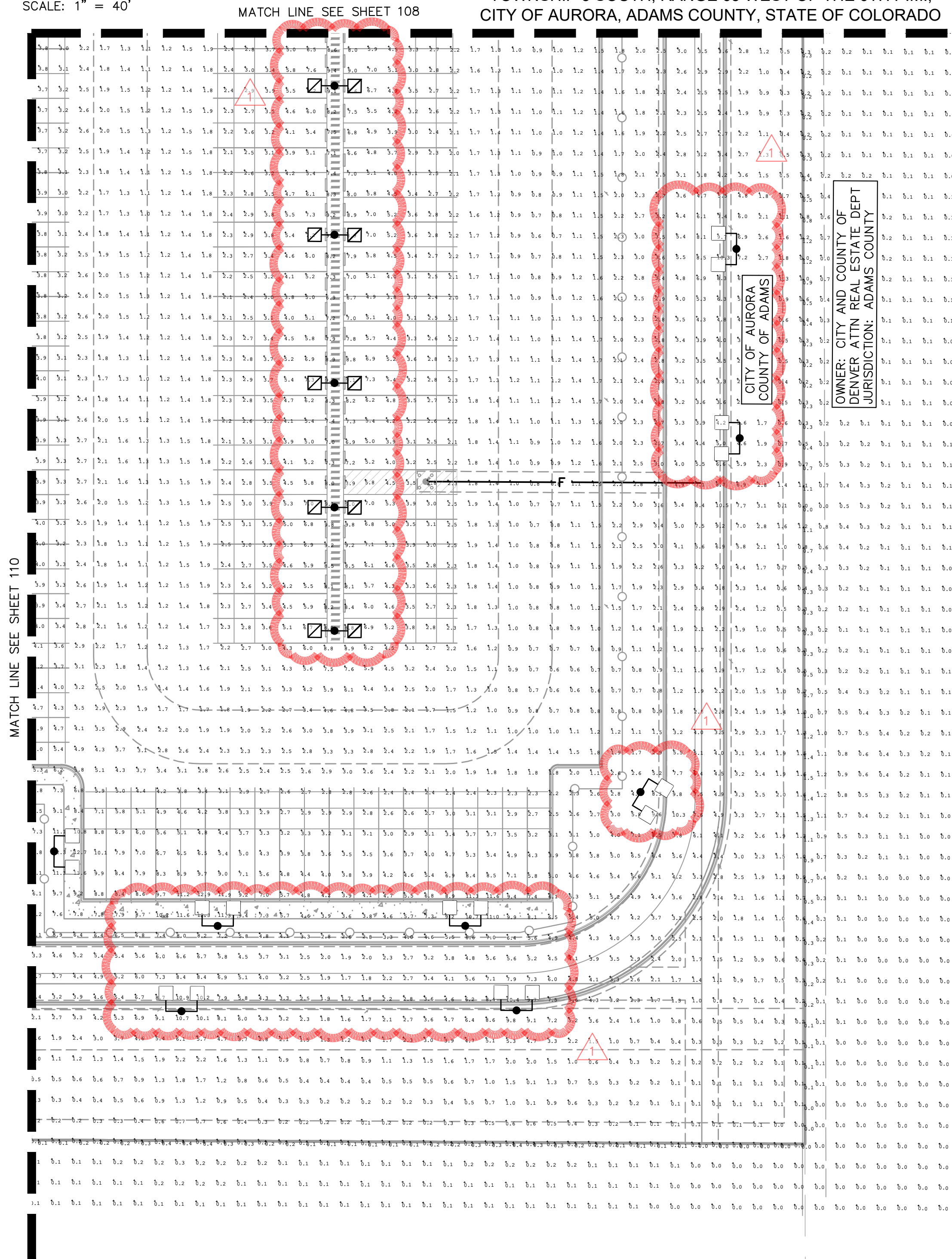
11/15/24 BJC  
DATE APPR



K:\DEN\_Civil\196617002 DIA I & II Alternate Site Plan\CADD\PlanSheets\CSP\196617002\_PH DTL-DA II.dwg Mavis, August 11/15/2024 1:00 PM



**PORTEOS INDUSTRIAL AT PORTEOS**  
**SITE PLAN AMENDMENT**  
LOCATED IN THE NW  $\frac{1}{4}$  OF SECTION 9,  
TOWNSHIP 3 SOUTH, RANGE 65 WEST OF THE 6TH P.M.,  
CITY OF AURORA, ADAMS COUNTY, STATE OF COLORADO



**KEYMAP**  
NTS

**LEGEND**

- TWIN T4 PARKING LIGHTS  
2 (N)
- TWIN T4 PARKING LIGHTS  
1 (N), 1 (E)
- SINGLE T4 PARKING LIGHTS
- BACK TO BACK T4 PARKING LIGHTS  
2 (N)
- BACK TO BACK T4 PARKING LIGHTS  
1 (N), 1 (E)
- WALL PACK T4 LIGHTS  
(E) WALL PACK T4 LIGHTS
- SINGLE T3 PARKING LIGHT
- GUARD BOOTH LIGHTS

**PORTEOS INDUSTRIAL AT PORTEOS**

CITY OF AURORA, COUNTY OF ADAMS  
SITE PLAN AMENDMENT  
DETAILED PHOTOMETRIC PLAN

DATE: 03/22/2024  
DESIGNED BY: CAO  
DRAWN BY: AGM  
CHECKED BY: BUC

FILE NO.  
196617002-DA II  
PROJECT NO.  
196617002

SHEET NO.

**Kimley»Horn**  
KIMLEY-HORN AND ASSOCIATES, INC.  
6205 S. WILLOW  
GREENWOOD VILLAGE, CO 80111 (303) 228-2300

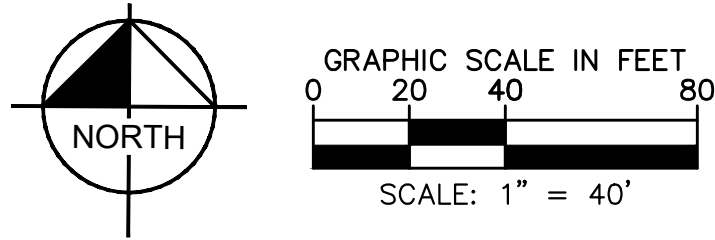
NO.	REVISION	BY	DATE	APPR
1	SITE LAYOUT CHANGES	SO	11/15/24	BUC



K:\DEN\_Civil\196617002 DIA I & II Alternate Site Plan\CADD\PlanSheets\CSP\196617002\_PH DTL-DIA II.dwg Mavis, August 11/15/2024 1:01 PM

MATCH LINE SEE SHEET 111

MATCH LINE SEE SHEET 109



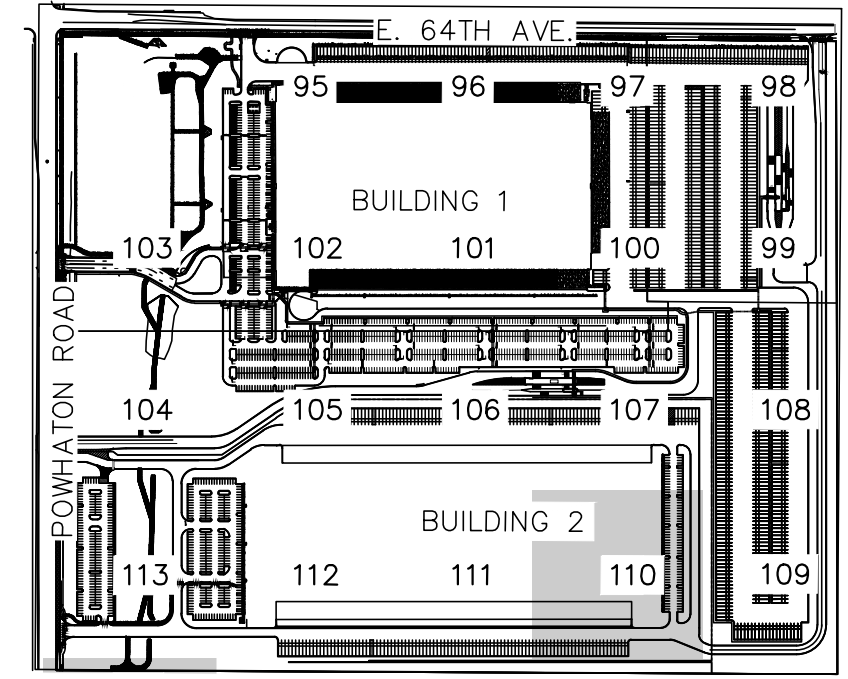
MATCH LINE SEE SHEET 107

# PORTEOS INDUSTRIAL AT PORTEOS

## SITE PLAN AMENDMENT

LOCATED IN THE NW  $\frac{1}{4}$  OF SECTION 9,  
TOWNSHIP 3 SOUTH, RANGE 65 WEST OF THE 6TH P.M.,  
CITY OF AURORA, ADAMS COUNTY, STATE OF COLORADO

BUILDING 2  
668,996 SF  
LOT 2, BLOCK 1, PORTEOS SUBDIVISION FILING NO. 9  
44.10 AC



KEYMAP  
NTS

- LEGEND**
- TWIN T4 PARKING LIGHTS  
2 (N)
  - TWIN T4 PARKING LIGHTS  
1 (N), 1 (E)
  - SINGLE T4 PARKING LIGHTS
  - BACK TO BACK T4 PARKING LIGHTS  
2 (N)
  - BACK TO BACK T4 PARKING LIGHTS  
1 (N), 1 (E)
  - WALL PACK T4 LIGHTS  
(E) WALL PACK T4 LIGHTS
  - SINGLE T3 PARKING LIGHT
  - GUARD BOOTH LIGHTS

**PORTEOS INDUSTRIAL AT PORTEOS**  
CITY OF AURORA, COUNTY OF ADAMS  
SITE PLAN AMENDMENT  
DETAILED PHOTOMETRIC PLAN

DATE: 03/22/2024  
DESIGNED BY: CAO  
DRAWN BY: AGM  
CHECKED BY: BJC

FILE NO.  
196617002-PH DTL-DIA II  
PROJECT NO.  
196617002

SHEET NO.

110

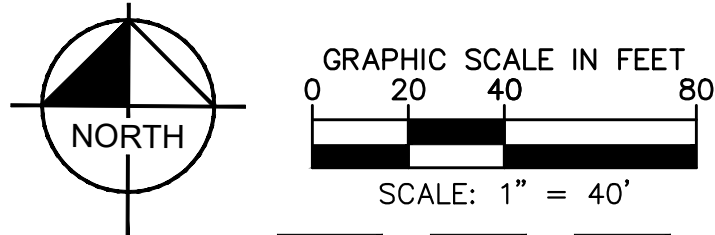
**Kimley»Horn**  
KIMLEY-HORN AND ASSOCIATES, INC.  
6205 S. WILLOW  
GREENWOOD VILLAGE, CO 80111 (303) 228-2300

NO. 1  
REVISION  
BY DATE  
SO 11/15/24  
BUC  
APPR

1  
SITE LAYOUT CHANGES  
REVISION  
BY DATE  
SO 11/15/24  
BUC  
APPR



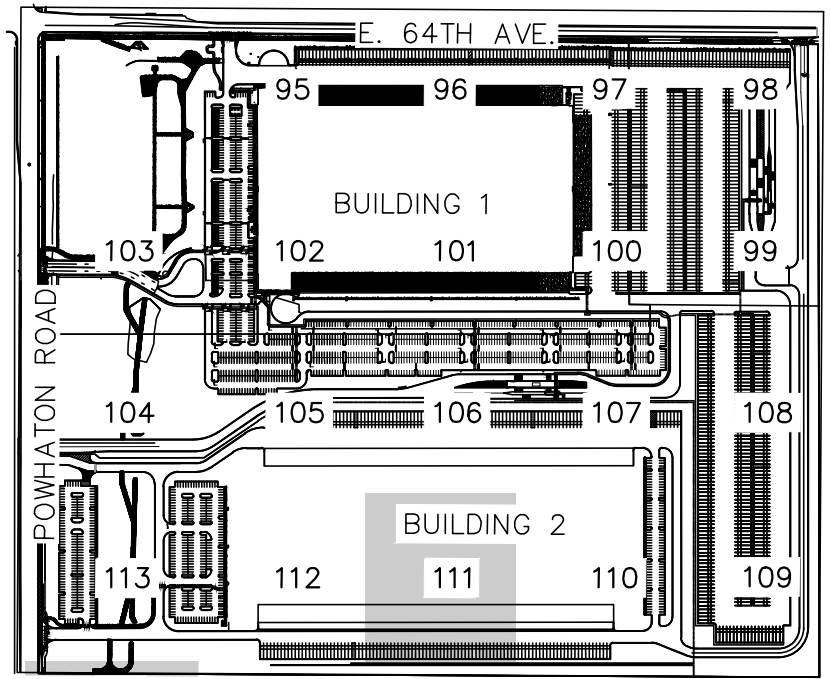
K:\DEN\_Civil\196617002 DIA I & II Alternate Site Plan\CADD\PlanSheets\CSP\196617002\_PH DTL-DIA II.dwg Mavis, August 11/15/2024 1:03 PM



**PORTEOS INDUSTRIAL AT PORTEOS**  
**SITE PLAN AMENDMENT**  
LOCATED IN THE NW  $\frac{1}{4}$  OF SECTION 9,  
TOWNSHIP 3 SOUTH, RANGE 65 WEST OF THE 6TH P.M.,  
CITY OF AURORA, ADAMS COUNTY, STATE OF COLORADO

MATCH LINE SEE SHEET 106

BUILDING 2  
668,996 SF  
LOT 2, BLOCK 1, PORTEOS SUBDIVISION FILING NO. 9  
44.10 AC



**KEYMAP**  
NTS



**LEGEND**

- TWIN T4 PARKING LIGHTS  
2 (N)
- TWIN T4 PARKING LIGHTS  
1 (N), 1 (E)
- SINGLE T4 PARKING LIGHTS
- BACK TO BACK T4 PARKING LIGHTS  
2 (N)
- BACK TO BACK T4 PARKING LIGHTS  
1 (N), 1 (E)
- WALL PACK T4 LIGHTS  
(E) WALL PACK T4 LIGHTS
- SINGLE T3 PARKING LIGHT
- GUARD BOOTH LIGHTS

MATCH LINE SEE SHEET 112

MATCH LINE SEE SHEET 110

1

**PORTEOS INDUSTRIAL AT PORTEOS**

CITY OF AURORA, COUNTY OF ADAMS

SITE PLAN AMENDMENT

DETAILED PHOTOMETRIC PLAN

DATE: 03/22/2024  
DESIGNED BY: CAO  
DRAWN BY: AGM  
CHECKED BY: BJC

FILE NO.  
196617002\_PH DTL-DIA II  
PROJECT NO.  
196617002

SHEET NO.

111

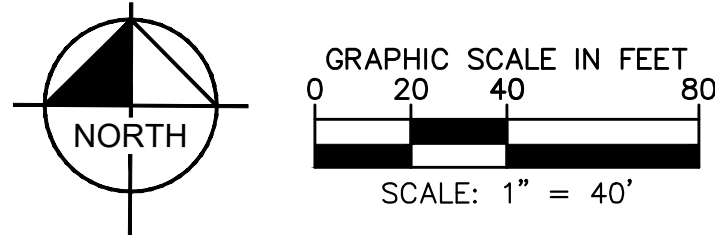
**Kimley»Horn**

KIMLEY-HORN AND ASSOCIATES, INC.  
6205 S. WOODLAND AVE.  
GREENWOOD VILLAGE, CO 80111 (303) 228-2300

NO. 1  
REVISION  
BY DATE  
S0 11/15/24  
SITE LAYOUT CHANGES  
BY DATE  
APPR



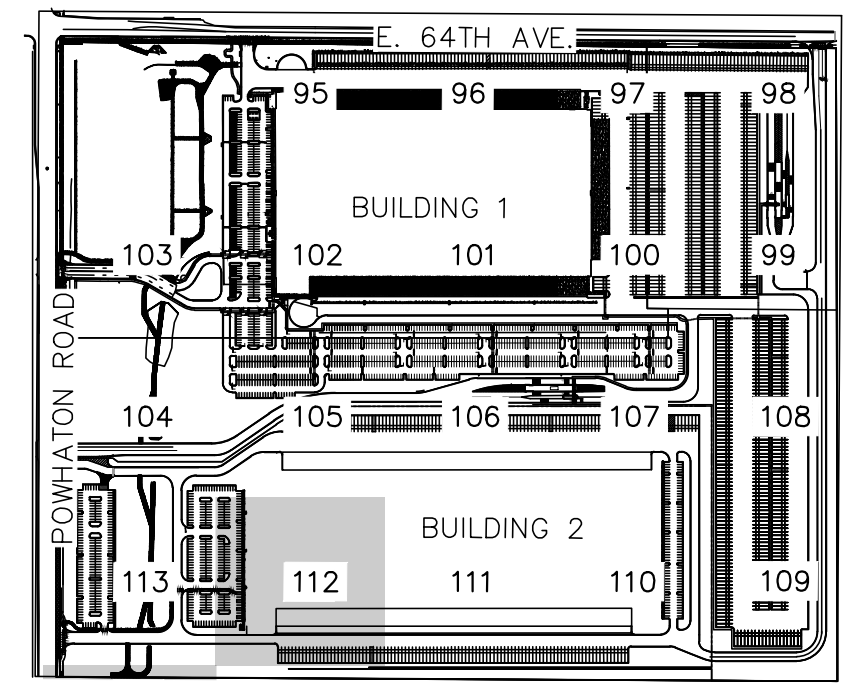
K:\DEN\_Civil\196617002 DIA\I & II Alternate Site Plan\CADD\PlanSheets\CSP\196617002\_PH DTL-DIA II.dwg Mavis, August 11/15/2024 1:04 PM



**PORTEOS INDUSTRIAL AT PORTEOS**  
**SITE PLAN AMENDMENT**  
LOCATED IN THE NW  $\frac{1}{4}$  OF SECTION 9,  
TOWNSHIP 3 SOUTH, RANGE 65 WEST OF THE 6TH P.M.,  
CITY OF AURORA, ADAMS COUNTY, STATE OF COLORADO

MATCH LINE SEE SHEET 105

BUILDING 2  
668,996 SF  
LOT 2, BLOCK 1, PORTEOS SUBDIVISION FILING NO. 9  
44.10 AC



**KEYMAP**  
NTS

- LEGEND**
- TWIN T4 PARKING LIGHTS 2 (N)
  - TWIN T4 PARKING LIGHTS 1 (N), 1 (E)
  - SINGLE T4 PARKING LIGHTS
  - BACK TO BACK T4 PARKING LIGHTS 2 (N)
  - BACK TO BACK T4 PARKING LIGHTS 1 (N), 1 (E)
  - WALL PACK T4 LIGHTS
  - (E) WALL PACK T4 LIGHTS
  - SINGLE T3 PARKING LIGHT
  - GUARD BOOTH LIGHTS

MATCH LINE SEE SHEET 113

MATCH LINE SEE SHEET 111

**PORTEOS INDUSTRIAL AT PORTEOS**  
CITY OF AURORA, COUNTY OF ADAMS  
**SITE PLAN AMENDMENT**  
DETAILED PHOTOMETRIC PLAN

DATE: 03/22/2024  
DESIGNED BY: CAO  
DRAWN BY: AGM  
CHECKED BY: BUC

FILE NO.  
196617002\_PH DTL-DIA II  
PROJECT NO.  
196617002

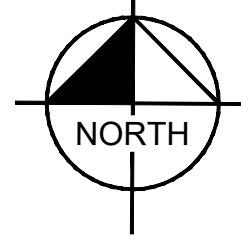
SHEET NO.  
112

**Kimley»Horn**  
KIMLEY-HORN AND ASSOCIATES, INC.  
6205 S. W. 10th Ave.  
Greenwood Village, CO 80111 (303) 228-2300

NO.	REVISION	BY	DATE	APPR
1	SITE LAYOUT CHANGES	SO	11/15/24	BUC

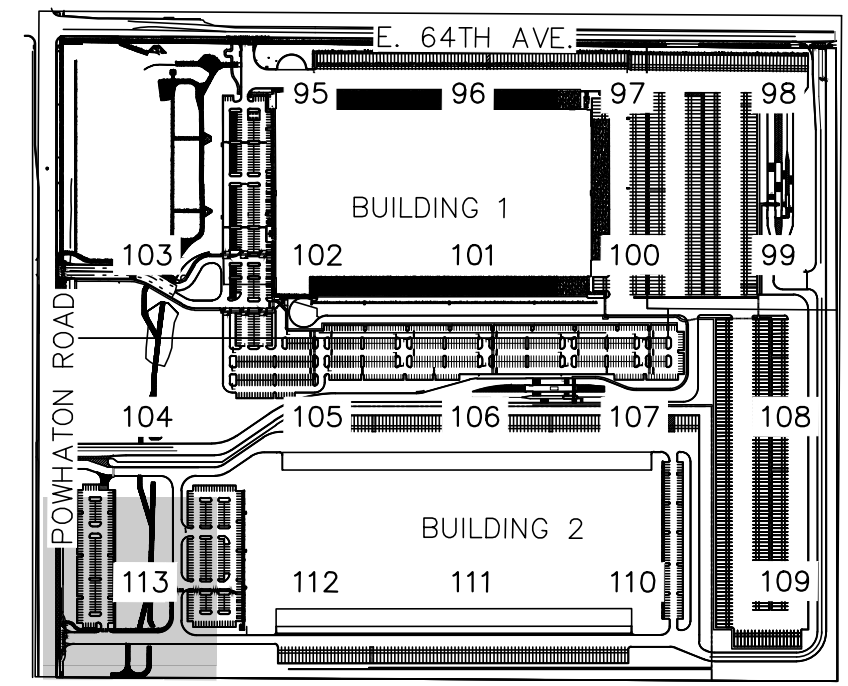


K:\DEN\_Civil\196617002 DIA\I & II Alternate Site Plan\CADD\PlanSheets\CSP\196617002\_PH DTL-II.dwg Mavis, August 11/15/2024 1:06 PM



GRAPHIC SCALE IN FEET  
0 20 40 80  
SCALE: 1" = 40'

**PORTEOS INDUSTRIAL AT PORTEOS**  
**SITE PLAN AMENDMENT**  
LOCATED IN THE NW  $\frac{1}{4}$  OF SECTION 9,  
TOWNSHIP 3 SOUTH, RANGE 65 WEST OF THE 6TH P.M.,  
CITY OF AURORA, ADAMS COUNTY, STATE OF COLORADO

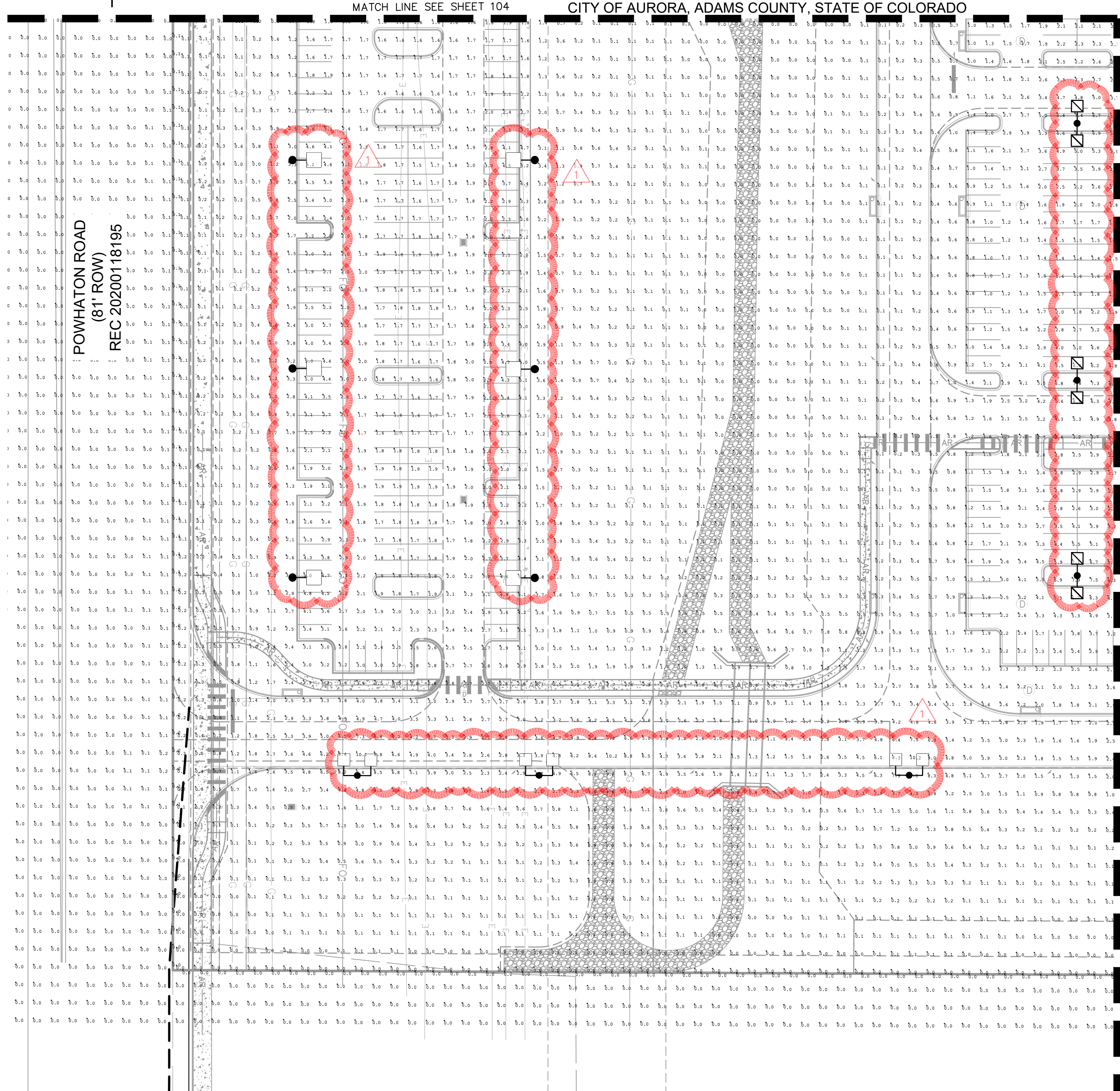


**KEYMAP**  
NTS



**LEGEND**

- TWIN T4 PARKING LIGHTS  
2 (N)
- TWIN T4 PARKING LIGHTS  
1 (N), 1 (E)
- SINGLE T4 PARKING LIGHTS
- BACK TO BACK T4 PARKING LIGHTS  
2 (N)
- BACK TO BACK T4 PARKING LIGHTS  
1 (N), 1 (E)
- WALL PACK T4 LIGHTS  
(E) WALL PACK T4 LIGHTS
- SINGLE T3 PARKING LIGHT
- GUARD BOOTH LIGHTS



**PORTEOS INDUSTRIAL AT PORTEOS**  
CITY OF AURORA, COUNTY OF ADAMS  
**SITE PLAN AMENDMENT**  
DETAILED PHOTOMETRIC PLAN

DATE: 03/22/2024  
DESIGNED BY: CAO  
DRAWN BY: AGM  
CHECKED BY: BJC

FILE NO:  
196617002-PA II  
PROJECT NO:  
196617002

SHEET NO.


**Kimley»Horn**  
KIMLEY-HORN AND ASSOCIATES, INC.  
6205 S. WATKINS AVE.  
GREENWOOD VILLAGE, CO 80111 (303) 228-2300

NO.	REVISION	BY	DATE	APPR
1	SITE LAYOUT CHANGES	SO	11/15/24	BJC




K:\DEN\_Civil\196617002 DIA\I & II Alternate Site Plan\CADD\PlanSheets\CSP\196617002\_PH DTL-DIA II.dwg    Movis, August 11/15/2024 1:06 PM

PORTEOS INDUSTRIAL AT PORTEOS  
SITE PLAN AMENDMENT  
LOCATED IN THE NW ¼ OF SECTION 9,  
TOWNSHIP 3 SOUTH, RANGE 65 WEST OF THE 6TH P.M.,  
CITY OF AURORA, ADAMS COUNTY, STATE OF COLORADO



**RSX2 LED**  
Area Luminaire



**Specifications**

EPA (ft<sup>2</sup>@0°): 0.69 ft<sup>2</sup> (0.06 m<sup>2</sup>)

Length: 29.3" (74.4 cm)  
(SPA mount)

Width: 13.4" (34.0 cm)

Height: 3.0" (7.6 cm) Main Body  
7.2" (18.3 cm) Arm  
(SPA mount)

Weight: 30.0 lbs (13.6 kg)

**Introduction**

The new RSX LED Area family delivers maximum value by providing significant energy savings, long life and outstanding photometric performance at an affordable price. The RSX2 delivers 11,000 to 31,000 lumens allowing it to replace 250W to 1000W HID luminaires.

The RSX features an integral universal mounting mechanism that allows the luminaire to be mounted on most existing drill hole patterns. This "no-drill" solution provides significant labor savings. An easy-access door on the bottom of mounting arm allows for wiring without opening the electrical compartment. A mast arm adaptor, adjustable integral splitter and other mounting configurations are available.

**Ordering Information**

**EXAMPLE: RSX2 LED P6 40K R3 MVOLT SPA DDBXD**


Series	Performance Package	Color Temperature	Distribution	Voltage	Mounting
RSX2 LED	P1	30K 3000K	R2 Type 2 Wide	MVOLT (120V-277V) <sup>1</sup>	SPA Square pole mounting (3.0" min. SQ pole for 1 at 90°, 3.5" min. SQ pole for 2, 3, 4 at 90°)
	P2	40K 4000K	R3 Type 3 Wide	MVOLT (240V-480V) <sup>1</sup>	RPA Round pole mounting (2.2" min. dia. R40 pole for 2, 3, 4 at 90°, 3.0" min. dia. R40 pole for 1 at 90°, 2 at 180°, 3 at 120°)
	P3	50K 5000K	R25 Type 3 Short	MVOLT (227V-480V) <sup>1</sup>	MA Mast arm adaptor (fits 2-3/8" OD horizontal tenon)
	P4		R4 Type 4 Wide	(use specific voltage for options as noted)	IS Adjustable splitter (fits 2-3/8" OD tenon) <sup>4</sup>
	P5		R45 Type 4 Short	120 <sup>1</sup> 277 <sup>1</sup>	WBAS Wall bracket <sup>1</sup>
	P6		R5 Type 5 Wide <sup>1</sup>	208 <sup>1</sup> 240 <sup>1</sup> 347 <sup>1</sup> 480 <sup>1</sup>	WRASC Wall bracket with surface conduit box
			R55 Type 5 Short <sup>1</sup>		AASP Adjustable tilt arm square pole mounting <sup>4</sup>
			AFR Automotive Front Row Right Rotated		AARP Adjustable tilt arm round pole mounting <sup>4</sup>
			AFRL90 Automotive Front Row Left Rotated		AANWB Adjustable tilt arm wall bracket <sup>4</sup>
					AAWSC Adjustable tilt arm wall bracket and surface conduit box <sup>4</sup>

**Options**

SHIPPED INSTALLED	SHIPPED INSTALLED
HS House-side shield <sup>1</sup>	*Standalone and Networked Sensors/Controls (factory default settings, see table page 9)
PE Photocontrol, button style <sup>10</sup>	NETAR2 PIRHN nLight AIR generation 2, with Networked, Bi-Level motion/ambient sensor <sup>1,10,14,15</sup>
PER7 Seven-wire twist-lock receptacle only (no controls) <sup>10,11</sup>	BAA Buy America(n) Act and/or Build America Buy America Qualified
SF Single fuse (120, 277, 347) <sup>1</sup>	CCE Coastal Construction <sup>16</sup>
DF Double fuse (208, 240, 480) <sup>1</sup>	
SPD20KV 20KV Surge pack (10KV standard)	
FAO Field adjustable output <sup>1</sup>	
DWG 0-10V dimming extend out back of housing for external control (control ordered separately) <sup>7</sup>	
DS Dual switching <sup>10,11</sup>	


**Finish**

DOBXD	Dark Bronze
DBLXD	Black
DNAXD	Natural Aluminum
DWHXD	White
DOBXTD	Textured Dark Bronze
DBLXTD	Textured Black
DNAXTD	Textured Natural Aluminum
DWHGXD	Textured White



One Lithonia Way • Conyers, Georgia 30012 • Phone: 1-800-705-SERV (7378) • [www.acuitybrands.com](http://www.acuitybrands.com)  
© 2011-2024 Acuity Brands Lighting, Inc. All rights reserved.

Lithonia RSX2 Area LED  
Rev. 04/17/24  
Page 1 of 9



**FEATURES & SPECIFICATIONS**

**INTENDED USE** — These specifications are for USA standards only. Square Straight Steel is a general purpose light pole for up to 39-foot mounting heights. This pole provides a robust yet cost effective option for mounting area lights and floodlights.

**CONSTRUCTION** —

**Pole Shaft:** The pole shaft is of uniform dimension and wall thickness and is made of a weldable-grade, hot-rolled, commercial-quality steel tubing with a minimum yield of 55 KSI (11-gauge, 0.120"), or 50 KSI (12-gauge, 0.119"). Shaft is one-piece with a full-length longitudinal high-frequency electric resistance weld. Uniformly square in cross-section with flat sides, small corner radii and excellent torsional qualities. Available shaft widths are 4", 5" and 6".

**Pole Top:** Options include 4" tenon top, drilled for side mount fixture, tenon with drilling (includes extra handle) and open top. Side drilled and open top poles include a removable top cap.

**Handhole:** A reinforced handhole with grounding provision is provided at 18" from the base on side A. Positioning the handhole lower may not be possible and requires engineering review; consult Tech Support/Outdoor for further information. Every handhole includes a cover and anchor attachment hardware. The handhole has a nominal dimension of 2.5" x 5".

**Base Cover:** A durable ABS plastic two-piece full base cover, finished to match the pole, is provided with each pole assembly. Additional base cover options are available upon request.

**Anchor Base/Bolts:** Anchor base is fabricated from steel that meets ASTM A36 standards and can be altered to match existing foundations; consult factory for modifications. Anchor bolts are manufactured to ASTM F1554 Standards grade 55, (55 KSI minimum yield strength and tensile strength of 75-95 KSI). Top threaded portion (nominal 12") is hot-dipped galvanized per ASTM A-153.

**HARDWARE** — All structural fasteners are high-strength galvanized carbon steel. All non-structural fasteners are galvanized or zinc-plated carbon steel or stainless steel.

**FINISH** — Extra durable painted finish is coated with TGC (Trigycidyl isocyanurate) Polyester powder that meets SA and SB classifications of ASTM D3359. Powder-coat finishes include Dark Bronze, White, Black, and Natural Aluminum colors. Architectural Colors and Special Finishes are available by quote and include, but are not limited to Paint over Hot-dipped Galvanized, RAL Colors, Custom Colors and Extended Warranty Finishes.

**GOVERNMENT PROCUREMENT** —

BAA – Buy America(n) Act: Product qualifies as a domestic end product under the Buy America Act as implemented in the FAR and DFARS. Product also qualifies as manufactured in the United States under DOT Buy America regulations.


BABA – Build America Buy America: Product qualifies as produced in the United States under the definitions of the Build America, Buy America Act.

Please refer to [www.acuitybrands.com/buy-america](http://www.acuitybrands.com/buy-america) for additional information.

**INSTALLATION** — Do not erect poles without having fixtures installed. Factory-supplied templates must be used when setting anchor bolts. Lithonia Lighting will not accept claim for incorrect anchorage placement due to failure to use Lithonia Lighting factory templates. If poles are stored outside, all protective wrapping must be removed immediately upon delivery to prevent finish damage. Lithonia Lighting is not responsible for the foundation design.

**WARRANTY** — 1-year limited warranty. This is the only warranty provided and no other statements in this specification sheet create any warranty of any kind. All other express and implied warranties are disclaimed. Complete warranty terms located at: [www.acuitybrands.com/support/warranty/terms-and-conditions](http://www.acuitybrands.com/support/warranty/terms-and-conditions)

**NOTE:** Actual performance may differ as a result of end-user environment and application. Specifications subject to change without notice.



**Anchor Base Poles**

**SSS**

**SQUARE STRAIGHT STEEL**

**BAA BABA**

Catalog Number

Notes

Type

OUTDOOR

POLE-SSS

**SSS Square Straight Steel Poles**

Lead times will vary depending on options selected. Consult with your sales representative.

**Example: SSS 20 5C DM19 DDBXD**

SSS Series	Nominal fixture mounting height	Nominal shaft base size/wall thickness <sup>1</sup>	Mounting <sup>2</sup>	Options	Finish
SSS	10'-39" (for 1/2 ft increments, add 4" to the pole height. Ex: 20-6 equals 20ft 6in.)  (See technical information table for complete ordering information.)	4C 4" 11g (0.120")	Tenon mounting	Shipped installed	Super durable paint colors
		4G 4" 7g (0.179")	PT Open top (includes top cap)	VD Vibration damper <sup>4</sup>	DOBXD Dark bronze
		5C 5" 11g (0.120")	T20 2-3/8" O.D. (2" NPS)	HAXY Horizontal arm bracket (1 fitting) <sup>14</sup>	DBLXD Black
		5G 5" 7g (0.179")	T25 2-3/8" O.D. (2-1/2" NPS)	FBLXY CPL12/xy CPL34/xy CPL34/xy NPL12/xy NPL34/xy NPL1/xy EHHxy	DNAXD Natural aluminum
		6G 6" 7g (0.179")	T30 3-1/2" O.D. (3" NPS)	1/2" coupling <sup>1</sup>	DWHXD White
		T35 4" O.D. (3-1/2" NPS)	3/4" coupling <sup>1</sup>	DSSXD Sandstone	
		RAC/RAD/RSE/RSF/RV/RXE Drill mounting <sup>3</sup>	1" threaded nipple <sup>1</sup>	DGCXD Charcoal gray	
		DM19 1 at 90°	3/4" threaded nipple <sup>1</sup>	DTGXD Tennis green	
		DM28 2 at 180°	1" threaded nipple <sup>1</sup>	DBRXD Bright red	
		DM28 PL 2 at 180° with one side plugged	Extra handle <sup>15</sup>	DBLTXD Textured dark bronze	
		DM29 2 at 90°		DNATXD Textured natural aluminum	
		DM39 3 at 90°			
DM49 4 at 90°					
CSX/DSX/BSX/ABXS™/DMERO™/KAX Drill mounting <sup>3</sup>					
DM19AS 1 at 90°					
DM28AS 2 at 180°					
DM29AS 2 at 90°					
DM39AS 3 at 90°					
DM49AS 4 at 90°					
RAD drill mounting <sup>3</sup>					
DM19RAD 1 at 90°					
DM28RAD 2 at 180°					
DM29RAD 2 at 90°					
DM39RAD 3 at 90°					
DM49RAD 4 at 90°					
ESX Drill mounting <sup>3</sup>					
DM19ESX 1 at 90°					
DM28ESX 2 at 180°					
DM29ESX 2 at 90°					
DM39ESX 3 at 90°					
DM49ESX 4 at 90°					

**NOTES:**

- Wall thickness will be signified with a "C" (11 Gauge) or a "G" (7 Gauge) in nomenclature. "C" - 0.120" | "G" - 0.179".
- PT open top poles include top cap. When ordering tenon mounting and drill mounting for the same pole, specify as drilling option/tenon option. The combination includes a required extra handle.
- Example: DM28PL20.
- Refer to the fixture spec sheet for the correct drilling template pattern and orientation compatibility.
- On 4" and 5" poles, VD cannot be installed if provisions (EHL, DNL, NPL, CPL) are located higher than 2/3 of the pole's total height.  
Example: Pole height is 25ft. A provision cannot be placed above 16ft.
- Specify location and orientation when ordering option.
- For "x": Specify the height above the base of pole in feet and inches; separate feet and inches with a "-".  
Example: 5ft = 5 and 20ft 3in = 20-3
- For "y": Specify orientation from handle (A,B,C,D) Refer to the Handhole Orientation diagram below.  
Example: 1/2" coupling at 2" x 8", orientation C = C-0225-4C
- Horizontal arm is 18" x 3-3/8" O.D. tenon standard, with radius curve providing 12" rise and 2-3/8" O.D. of ordering two horizontal arms at the same height, specify with HAXY.
- Example: HAX20B.
- FBL does not come with GFCI outlet or handhole cover. These must be supplied by contractor or electrician.
- Combination of tenon top and drill mount includes extra handle. EHL includes cover.
- Plastic hand hole cover and base covers come standard with all poles. Items ship separately. Additional parts can be ordered as replacements.
- Provides enhanced corrosion resistance. N/A with GALV.
- Use when mill certifications are required.
- Must add original order number. Not for replacement parts or post sales issues, contact tech support or post sales teams.
- VM is used to ensure poles match in appearance exactly from order to order, on a single project site. A common use would be a multi-phase project with multiple orders.
- Must be quoted through AOD. Finishes do not require RFA. RAL colors available are shown in "Architectural Colors brochure". Lead times may be extended up to 2 weeks due to paint procurement.

**Accessories:** Order as separate catalog number.

PL DT20	Plugs for ESX drillings
PL DTS	Plugs for DMxAS drillings
FVD xxF	Field installed vibration damper (snake style)

**LITHONIA LIGHTING**

OUTDOOR: One Lithonia Way Conyers, GA 30012 Phone: 800-705-SERV (7378) [www.lithonia.com](http://www.lithonia.com)

©1994-2024 Acuity Brands Lighting, Inc. All rights reserved. Rev. 03/27/24

1 LUMINAIRE CUTSHEETS  
N.T.S.

2 POLE CUTSHEETS  
N.T.S.

Kimley»Horn

KIMLEY-HORN AND ASSOCIATES, INC.  
6201 S. W. 11th St.  
Greenwood Village, CO 80111 (303) 228-2300

PORTEOS INDUSTRIAL AT PORTEOS  
CITY OF AURORA, COUNTY OF ADAMS  
SITE PLAN AMENDMENT  
PHOTOMETRIC DETAILS

DATE: 03/22/2024  
DESIGNED BY: CAO  
DRAWN BY: AGM  
CHECKED BY: BJC

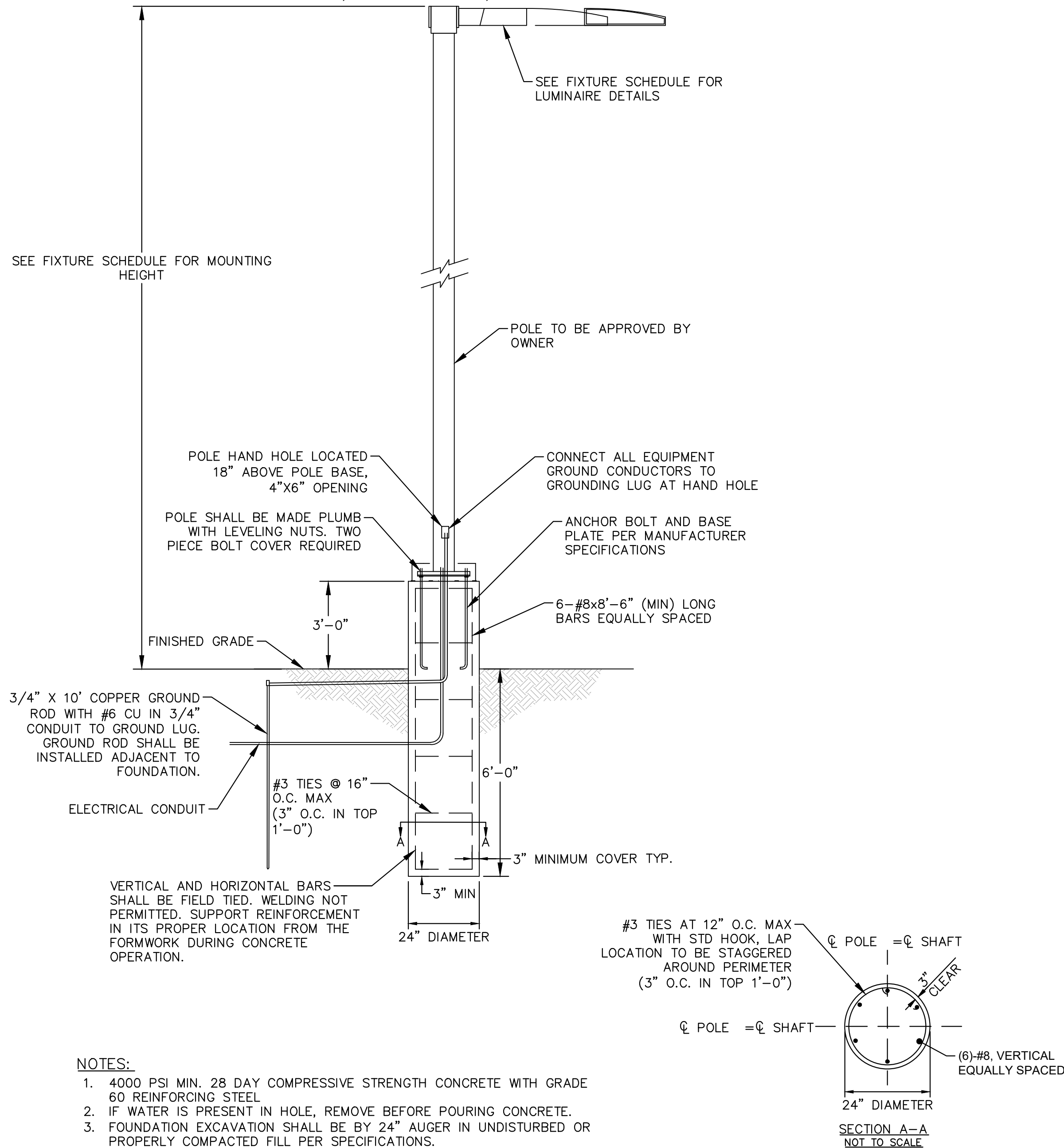
FILE NO. 196617002\_PH DTL-DIA II  
PROJECT NO. 196617002  
SHEET NO. 114



K:\DEN\_Civil\196617002 DIA\1 & II Alternate Site Plan\CADD\PlanSheets\CSP\196617002\_PH DTL-DIA II.dwg Mavis, August 11/15/2024 1:06 PM

PORTEOS INDUSTRIAL AT PORTEOS  
SITE PLAN AMENDMENT

LOCATED IN THE NW  $\frac{1}{4}$  OF SECTION 9,  
TOWNSHIP 3 SOUTH, RANGE 65 WEST OF THE 6TH P.M.,  
CITY OF AURORA, ADAMS COUNTY, STATE OF COLORADO



NOTES:

- 4000 PSI MIN. 28 DAY COMPRESSIVE STRENGTH CONCRETE WITH GRADE 60 REINFORCING STEEL
- IF WATER IS PRESENT IN HOLE, REMOVE BEFORE POURING CONCRETE.
- FOUNDATION EXCAVATION SHALL BE BY 24" AUGER IN UNDISTURBED OR PROPERLY COMPACTED FILL PER SPECIFICATIONS.
- FOUNDATION HAS BEEN DESIGNED FOR AN ALLOWABLE BEARING CAPACITY OF 1500 PSF.
- FOUNDATION HAS BEEN DESIGNED FOR A MINIMUM ALLOWABLE LATERAL SOIL PRESSURE OF 100 PCF.

1

PRIVATE POLE FOUNDATION DETAIL

N.T.S.

Kimley»Horn

KIMLEY-HORN AND ASSOCIATES, INC.  
6205 S. WATSON ROAD  
GREENWOOD VILLAGE, CO 80111 (303) 228-2300

PORTEOS INDUSTRIAL AT PORTEOS

CITY OF AURORA, COUNTY OF ADAMS

SITE PLAN AMENDMENT  
PHOTOMETRIC DETAILS

DATE: 03/22/2024

DESIGNED BY: CAO

DRAWN BY: AGM  
CHECKED BY: BJC

FILE NO.  
196617002\_PH DTL-DA II

PROJECT NO.  
196617002

SHEET NO.

115

NO.	REVISION	BY	DATE	APPR
1	SITE LAYOUT CHANGES	SO	11/15/24	BJC