


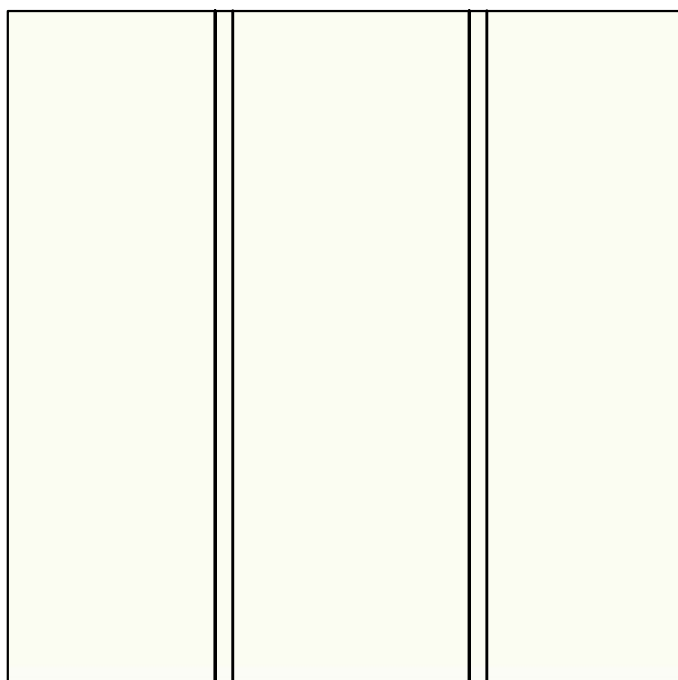
MASONRY TABLE	BUILDING REQUIREMENT	BUILDING 1 TYPE 1 MATERIALS	BUILDING 2 TYPE 2 MATERIALS	BUILDING 3 TYPE 3 MATERIALS	BUILDING 4 TYPE 4 MATERIALS	CLUBHOUSE
	<b>MULTIFAMILY</b> - 30% MINIMUM NET FACADE TO BE CLAD WITH MASONRY - PER SECTION 146-4 TABLE 4.8-6C AND 4.8.9D	OVERALL SIDING AREA: <b>9,747 SF</b> OVERALL STONE AREA: <b>4,518 SF</b> OVERALL NET FACADE AREA: <b>14,265 SF</b> % NET STONE FACADE: 4,518 ÷ 14,265 = <b>31.3%</b> % NET SIDING FACADE: 9,747 ÷ 14,265 = <b>68.7%</b>	OVERALL SIDING AREA: <b>11,816 SF</b> OVERALL STONE AREA: <b>5,214 SF</b> OVERALL NET FACADE AREA: <b>17,030 SF</b> % NET STONE FACADE: 5,214 ÷ 17,030 = <b>30.6%</b> % NET SIDING FACADE: 11,816 ÷ 17,030 = <b>69.4%</b>	OVERALL SIDING AREA: <b>12,056 SF</b> OVERALL STONE AREA: <b>5,303 SF</b> OVERALL NET FACADE AREA: <b>17,359 SF</b> % NET STONE FACADE: 5,303 ÷ 17,359 = <b>30.5%</b> % NET SIDING FACADE: 12,056 ÷ 17,359 = <b>69.5%</b>	OVERALL SIDING AREA: <b>14,944 SF</b> OVERALL STONE AREA: <b>6,506 SF</b> OVERALL NET FACADE AREA: <b>21,450 SF</b> % NET STONE FACADE: 6,506 ÷ 21,450 = <b>30.3%</b> % NET SIDING FACADE: 14,944 ÷ 21,450 = <b>69.7%</b>	OVERALL SIDING AREA: <b>4,564 SF</b> OVERALL STONE AREA: <b>3,073 SF</b> OVERALL NET FACADE AREA: <b>4,564 SF</b> % NET STONE FACADE: 3,073 ÷ 4,564 = <b>32.7%</b> % NET SIDING FACADE: 4,564 ÷ 4,564 = <b>67.3%</b>



1 BUILDING 1 ELEVATION  
3/32" = 1' - 0"



A FIBER CEMENT  
VERTICAL SIDING  
COLOR: AMAZING GRAY (SW 7044)  
MFG: HARDIE PLANK




B FIBER CEMENT  
VERTICAL SIDING  
COLOR: HIGHLY REFLECTIVE WHITE (SW 7757)  
MFG: HARDIE PLANK




C FIBER CEMENT  
HORIZONTAL SIDING  
COLOR: ANONYMOUS (SW 7046)  
MFG: HARDIE PLANK




D FIBER CEMENT  
HORIZONTAL SIDING  
COLOR: AMAZING GRAY (SW 7044)  
MFG: HARDIE PLANK



E FIBER CEMENT  
HORIZONTAL SIDING  
COLOR: HIGHLY REFLECTIVE WHITE (SW 7757)  
MFG: HARDIE PLANK




F FIBER CEMENT VERTICAL  
BOARD & BATTEN SIDING &  
TRIM  
COLOR: AMAZING GRAY (SW 7044)  
MFG: HARDIE PLANK



G FIBER CEMENT  
VERTICAL BOARD &  
BATTEN SIDING & TRIM  
COLOR: HIGHLY REFLECTIVE WHITE (SW 7757)  
MFG: HARDIE PLANK



H LIMESTONE  
COLOR: NANTUCKET CUT STONE  
MFG: E STONEWORKS



I VINYL WINDOW  
FRAME  
COLOR: WHITE  
MFG: LINDSAY WINDOWS (OR)



J ASPHALT ROOFING  
SHINGLE  
TYPE: SLATE  
GF: GAF TIMBERLINE HDZ