


NOTE: ALL COLOR #1 & #2 WALL PANELS ON EAST ELEVATION ARE TILT-UP CONCRETE.




⑤ **STOREFRONT & WINDOW FRAMES**
ANODIZED CLEAR ALUMINUM


MATERIALS & COLORS
NEW WAREHOUSE
for
WEST CENTERTECH LLC.
16001 E LOCKHEED DRIVE
AURORA COLORADO



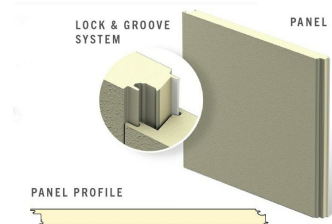
① **COLOR #1**
SW 6256 SERIOUS GRAY
TILT-UP CONC. PNL'S(EAST)
TUFFCAST PNL'S(N/S/W)
METAL FRAME ABOVE
DRS & WINDOWS



② **COLOR #2**
SW 7073 NETWORK GRAY
TILT-UP CONC. PNL'S(EAST)
TUFFCAST PNL'S(N/S/W)
EXTERIOR DOORS & FRAME
HANDRAILS/GUARDRAILS



③ **COLOR #3**
SW 7649 SILVERPLATE
TILT-UP CONC. PNL'S(EAST)
TUFFCAST PNL'S(N/S/W)
O/H DOORS



METAL TUFF-CAST PANELS
(COLORS #1, #2 & #3) Insulated
metal panel with finish appearance
of finished precast concrete



④ **MTL. BLDG. ROOF PANELS**
GALVALUME PLUS