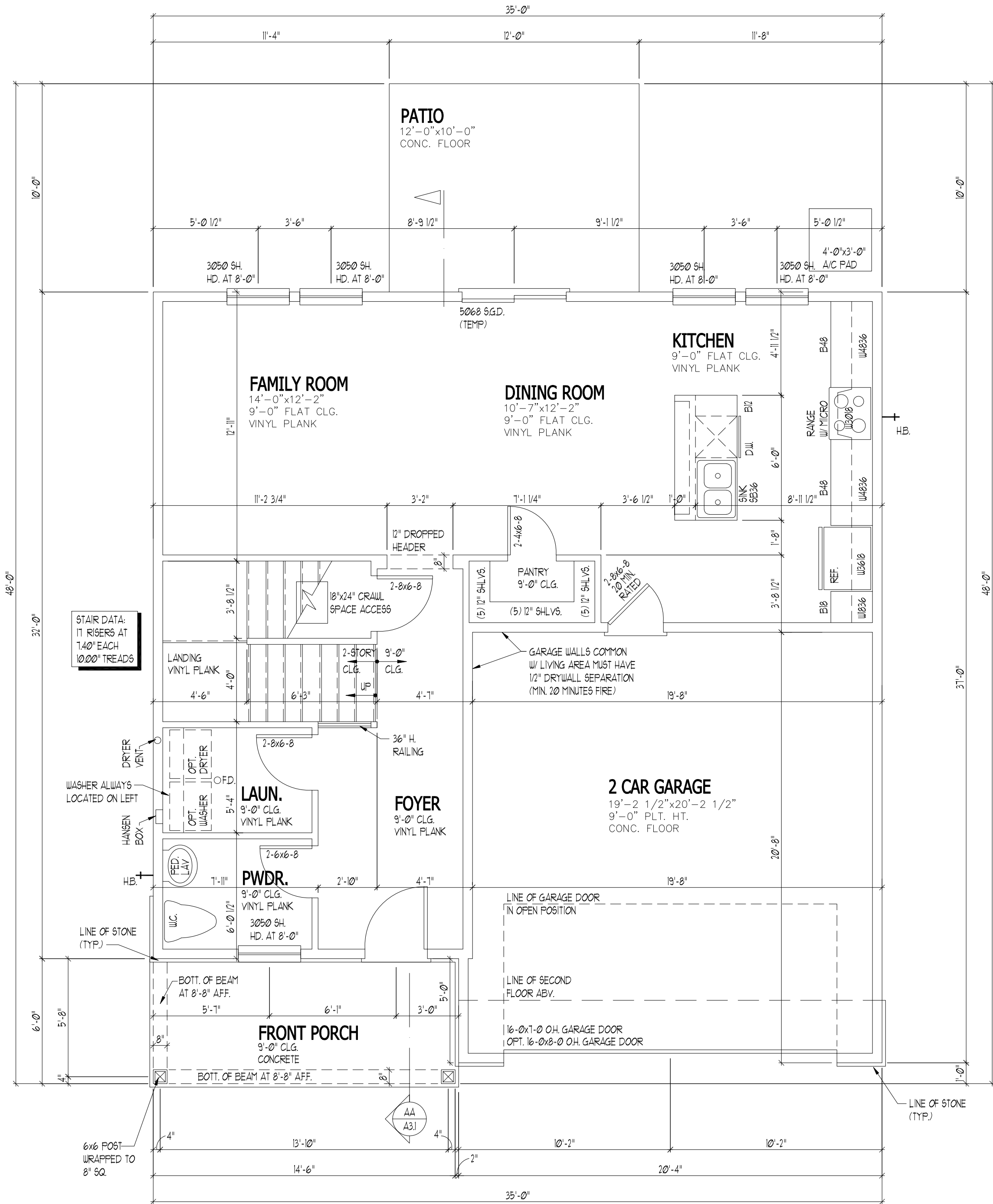


ISSUANCE OF PLANS FROM THIS DRAFTER'S OFFICE SHALL NOT RELIEVE THE BUILDER OF RESPONSIBILITY TO REVIEW AND VERIFY ALL NOTES, DIMENSIONS, AND ADHERENCE TO APPLICABLE BUILDING CODES PRIOR TO COMMENCEMENT OF ANY CONSTRUCTION.
ANY DISCREPANCY OF ERROR IN NOTES, DIMENSIONS, OR ADHERENCE TO APPLICABLE BUILDING CODES SHALL BE BROUGHT TO THE ATTENTION OF THE DRAFTER'S OFFICE FOR CORRECTION BEFORE COMMENCEMENT OF ANY CONSTRUCTION.
ANY REVISIONS OR CHANGES NOT RELATED TO THE CORRECTION OF ERRORS THAT ARE MADE AFTER THE FINAL PLANS HAVE BEEN COMPLETED SHALL BE SUBJECT TO ADDITIONAL FEES.
IF ANY MODIFICATIONS ARE MADE TO THESE PLANS BY ANY OTHER PARTY OTHER THAN THE DRAFTER'S OFFICE, THE DRAFTER SHALL NOT BE HELD RESPONSIBLE.



MAIN FLOOR PLAN

SCALE: 1/4" = 1'-0"

©2018 AMH DEVELOPMENT
DO NOT SCALE THESE DRAWINGS.
VERIFY BUILDING ORIENTATION
WITH CONTRACTORS AND SITE
PLANS BEFORE CONSTRUCTION.
THESE DRAWINGS DO NOT
CONTAIN SPECIFIC INFORMATION
FOR ANY STRUCTURAL ELEMENTS
(TO BE PROVIDED BY ENGINEER
OR RECORD). ANY
DISCREPANCY (DIMENSIONS,
ORIENTATION, ETC.) BETWEEN
THESE DRAWINGS AND THE
ASSOCIATED DRAWINGS and/or
SITE DRAWINGS SHALL BE
REPORTED TO CONTRACTOR AT
ONCE AND NO CONSTRUCTION
SHALL PROCEED UNTIL
CORRECTED. THE CONTRACTOR
ASSUMES THE RESPONSIBILITY
TO MEET ALL REQUIREMENTS OF
LOCAL BUILDING OFFICIALS & TO
COMPLY WITH STATE BUILDING
CODES.

AMH Development

AMH DEVELOPMENT, LLC
3131 S. VAUGHN WAY, SUITE 220
AURORA, CO 80014

RELEASE DATE: 09-18-19

REVISIONS:

01-17-20

Single Family 35' Series Plan 1891 - Garage Door Right Denver

DRAWN BY: STRES

SCALE: 1/8" = 1'-0" (11x17)

1/4" = 1'-0" (24x36)

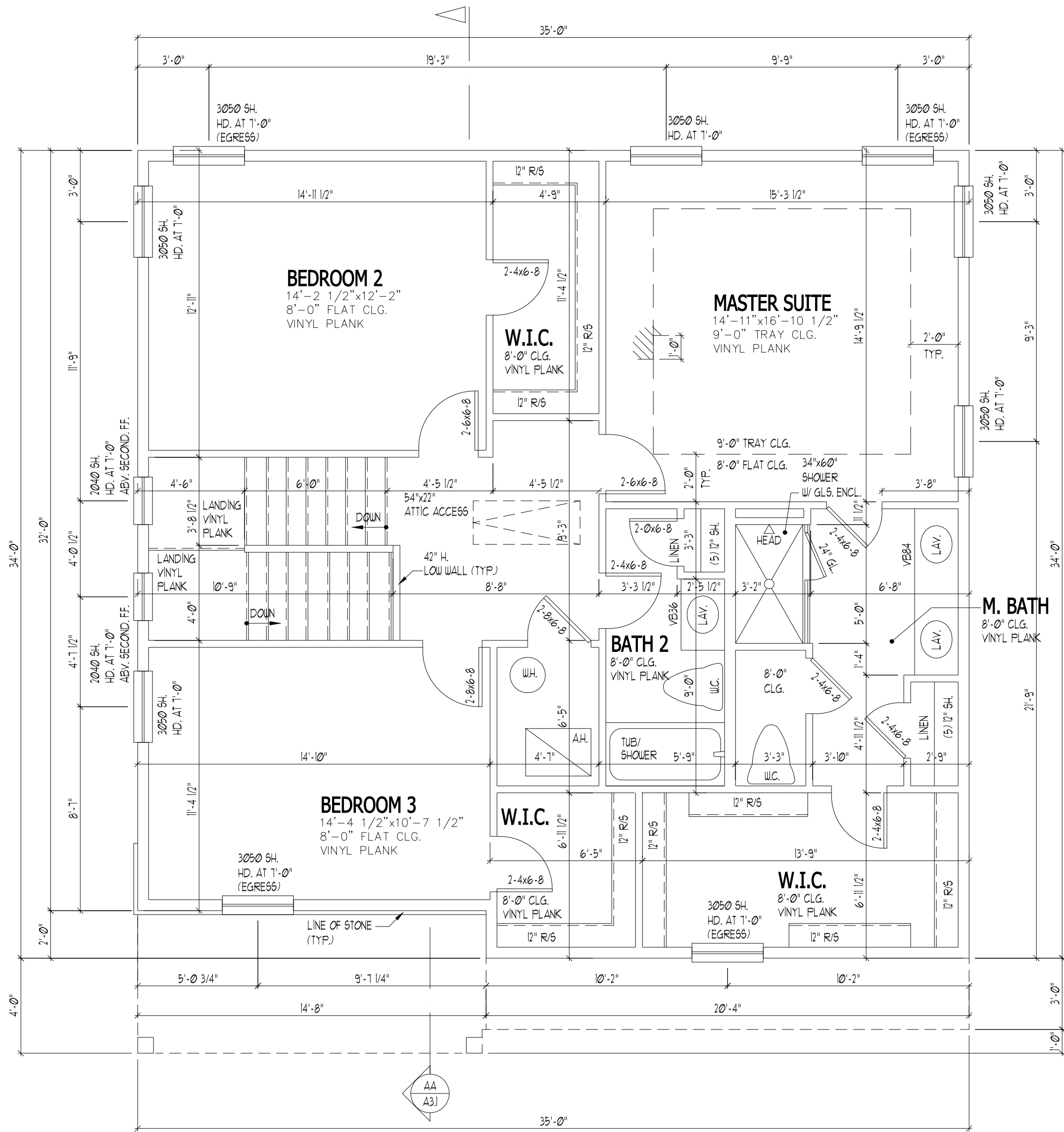
SHEET NAME

MAIN FLOOR PLAN

SHEET #

A-1-1

ISSUANCE OF PLANS FROM THIS DRAFTER'S OFFICE SHALL NOT RELIEVE THE BUILDER OF RESPONSIBILITY TO REVIEW AND VERIFY ALL NOTES, DIMENSIONS, AND ADHERENCE TO APPLICABLE BUILDING CODES PRIOR TO COMMENCEMENT OF ANY CONSTRUCTION.
ANY DISCREPANCY OF ERROR IN NOTES, DIMENSIONS, OR ADHERENCE TO APPLICABLE BUILDING CODES SHALL BE BROUGHT TO THE ATTENTION OF THE DRAFTER'S OFFICE FOR CORRECTION BEFORE COMMENCEMENT OF ANY CONSTRUCTION.
ANY REVISIONS OR CHANGES NOT RELATED TO THE CORRECTION OF ERRORS THAT ARE MADE AFTER THE FINAL PLANS HAVE BEEN COMPLETED SHALL BE SUBJECT TO ADDITIONAL FEES.
IF ANY MODIFICATIONS ARE MADE TO THESE PLANS BY ANY OTHER PARTY OTHER THAN THE DRAFTER'S OFFICE, THE DRAFTER SHALL NOT BE HELD RESPONSIBLE.



UPPER FLOOR PLAN
SCALE: 1/4" = 1'-0"

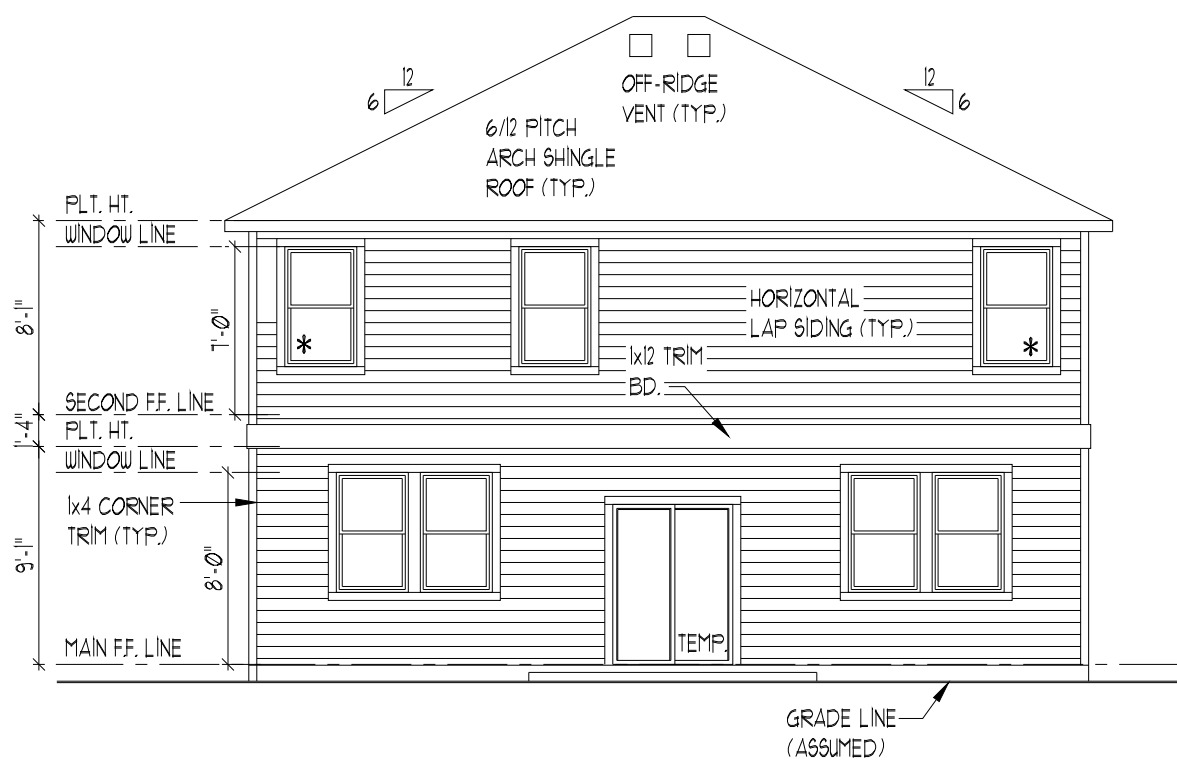
©2018 AMH DEVELOPMENT
DO NOT SCALE THESE DRAWINGS.
VERIFY BUILDING ORIENTATION
WITH CONTRACTOR AND SITE
PLANS BEFORE CONSTRUCTION.
THESE DRAWINGS DO NOT
CONTAIN SPECIFIC INFORMATION
FOR ANY STRUCTURAL ELEMENTS
(TO BE PROVIDED BY ENGINEER
OR RECORD). ANY
DISCREPANCY (DIMENSIONS,
ORIENTATION, ETC.) BETWEEN
THESE DRAWINGS AND THE
ASSOCIATED DRAWINGS and/or
SITE DRAWINGS SHALL BE
REPORTED TO CONTRACTOR AT
ONCE AND NO CONSTRUCTION
SHALL PROCEED UNTIL
CORRECTED. THE CONTRACTOR
ASSUMES THE RESPONSIBILITY
TO MEET ALL REQUIREMENTS OF
LOCAL BUILDING OFFICIALS & TO
COMPLY WITH STATE BUILDING
CODES.

AMH Development
AMH DEVELOPMENT, LLC
3131 S. VAUGHN WAY, SUITE 220
AURORA, CO 80014

RELEASE DATE:	09-18-19
REVISIONS:	
	01-17-20

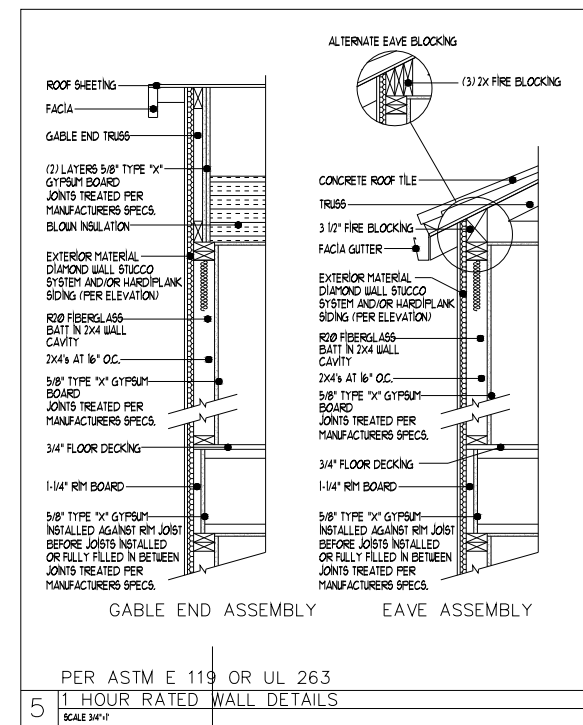
Single Family 35' Series
Plan 1891 - Garage Door Right
Denver

DRAWN BY:	STRESS
SCALE:	1/8"=1'-0" (11x17) 1/4"=1'-0" (24x36)
SHEET NAME:	UPPER FLOOR PLAN
SHEET #:	A-1-2

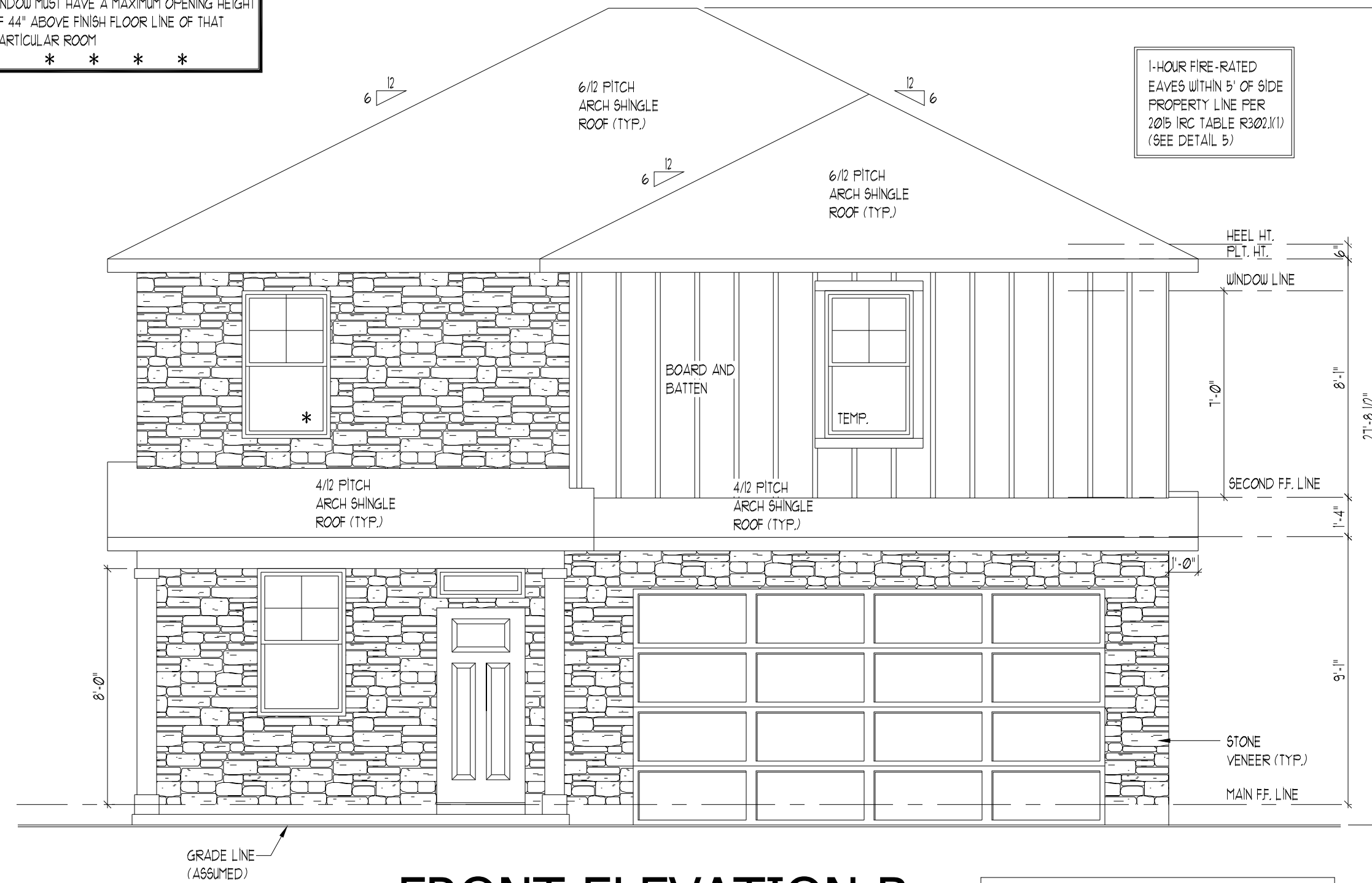


REAR ELEVATION

SCALE: 1/8" = 1'-0"



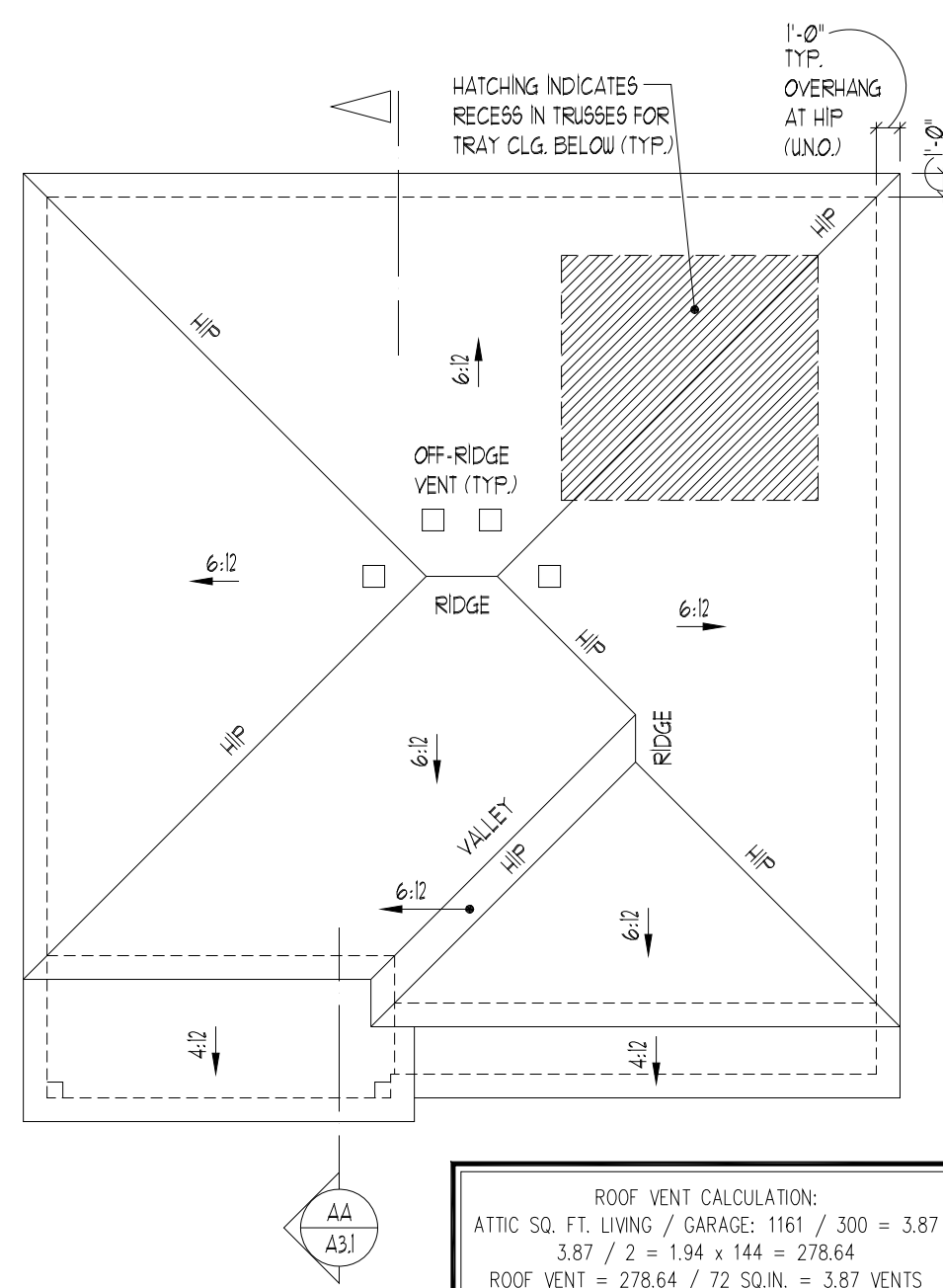
*** EGRESS NOTE ***
EACH BEDROOM MUST HAVE ONE WINDOW THAT COMPLEIES WITH EGRESS CODES. IF THERE IS NO ACCESS TO EXTERIOR THROUGH A DOOR, THE WINDOW MUST HAVE A MAXIMUM OPENING HEIGHT OF 44" ABOVE FINISH FLOOR LINE OF THAT PARTICULAR ROOM
* * * *



FRONT ELEVATION B

SCALE: 1/4" = 1'-0"

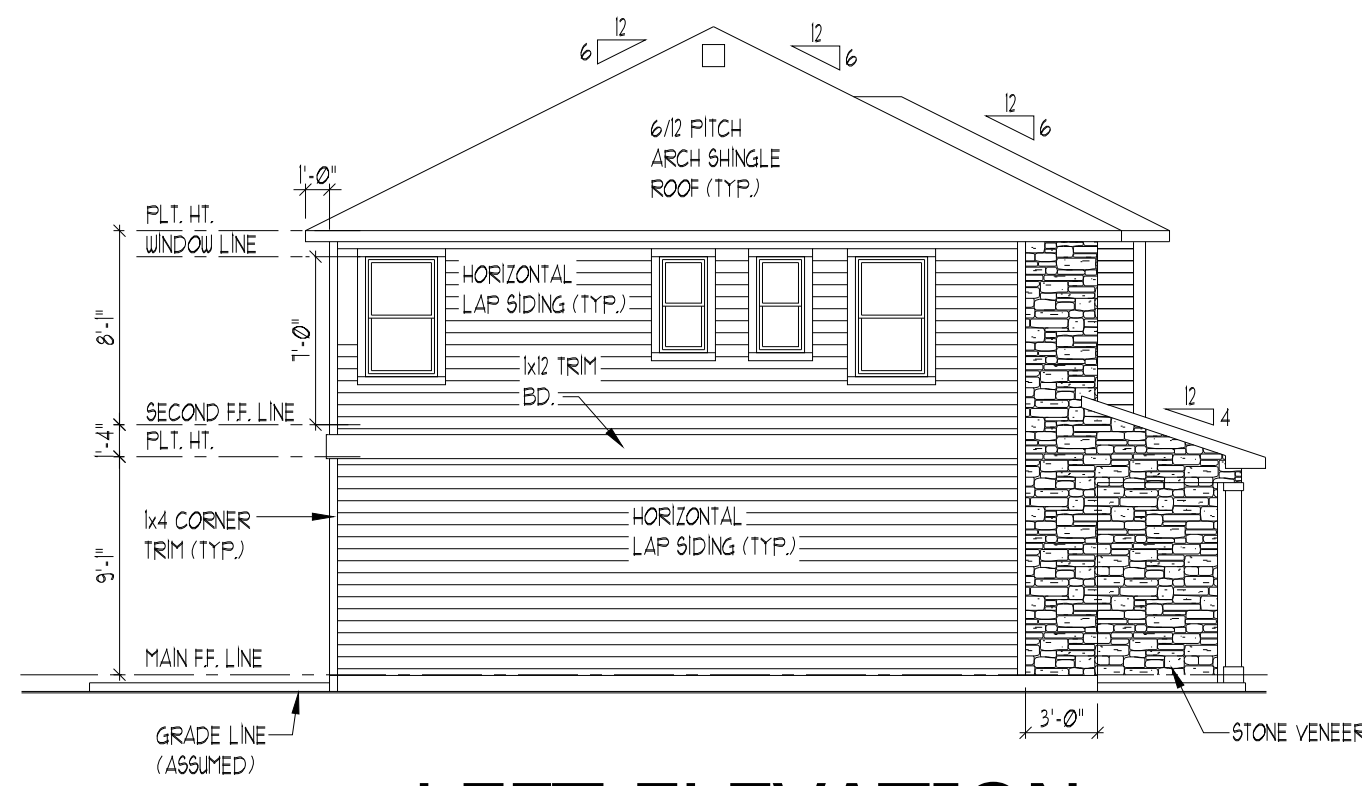
TOTAL FACADE	2166 SF.
MASONRY FACADE	398 SF.
OTHER MATERIALS	1768 SF.
TOTAL MASONRY %	18%



ROOF PLAN

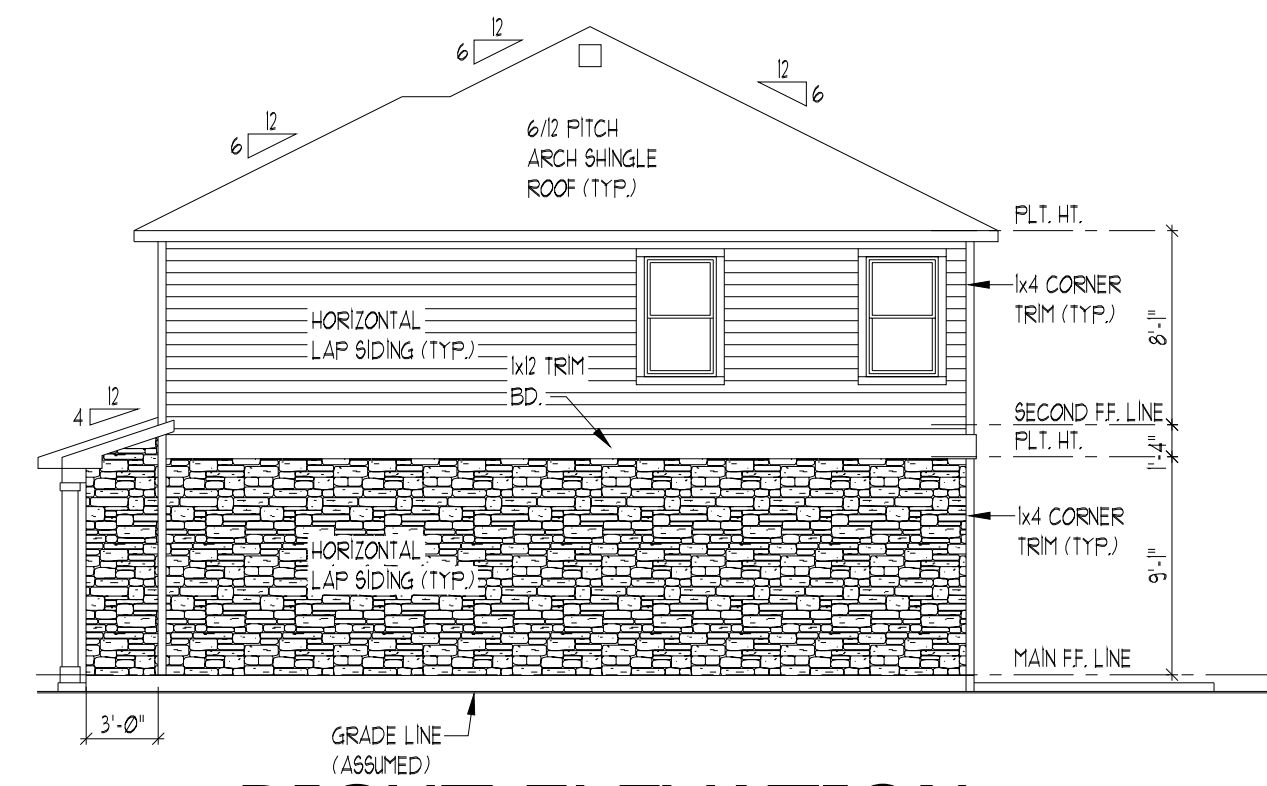
SCALE: 1/8" = 1'-0"

ROOF VENT CALCULATION:
ATTIC SQ. FT. LIVING / GARAGE: 1161 / 300 = 3.87
3.87 / 2 = 1.94 x 144 = 278.64
ROOF VENT = 278.64 / 72 SQ. IN. = 3.87 VENTS



LEFT ELEVATION

SCALE: 1/8" = 1'-0"



RIGHT ELEVATION

SCALE: 1/8" = 1'-0"

©2018 AMH DEVELOPMENT
DO NOT SCALE THESE DRAWINGS.
VERIFY BUILDING ORIENTATION
WITH CONTRACTORS AND SITE
PLANS BEFORE CONSTRUCTION.
THESE DRAWINGS DO NOT
CONTAIN SPECIFIC INFORMATION
FOR ANY STRUCTURAL ELEMENTS
(TO BE PROVIDED BY ENGINEERS
OR RECORD). ANY
DISCREPANCY (DIMENSIONS,
ORIENTATION, ETC.) BETWEEN
THESE DRAWINGS AND THE
ASSOCIATED DRAWINGS and/or
SITE DRAWINGS SHALL BE
REPORTED TO CONTRACTOR AT
ONCE AND NO CONSTRUCTION
SHALL PROCEED UNTIL
CORRECTED. THE CONTRACTOR
ASSUMES THE RESPONSIBILITY
TO MEET ALL REQUIREMENTS OF
LOCAL BUILDING OFFICIALS & TO
COMPLY WITH STATE BUILDING
CODES.

AMH Development

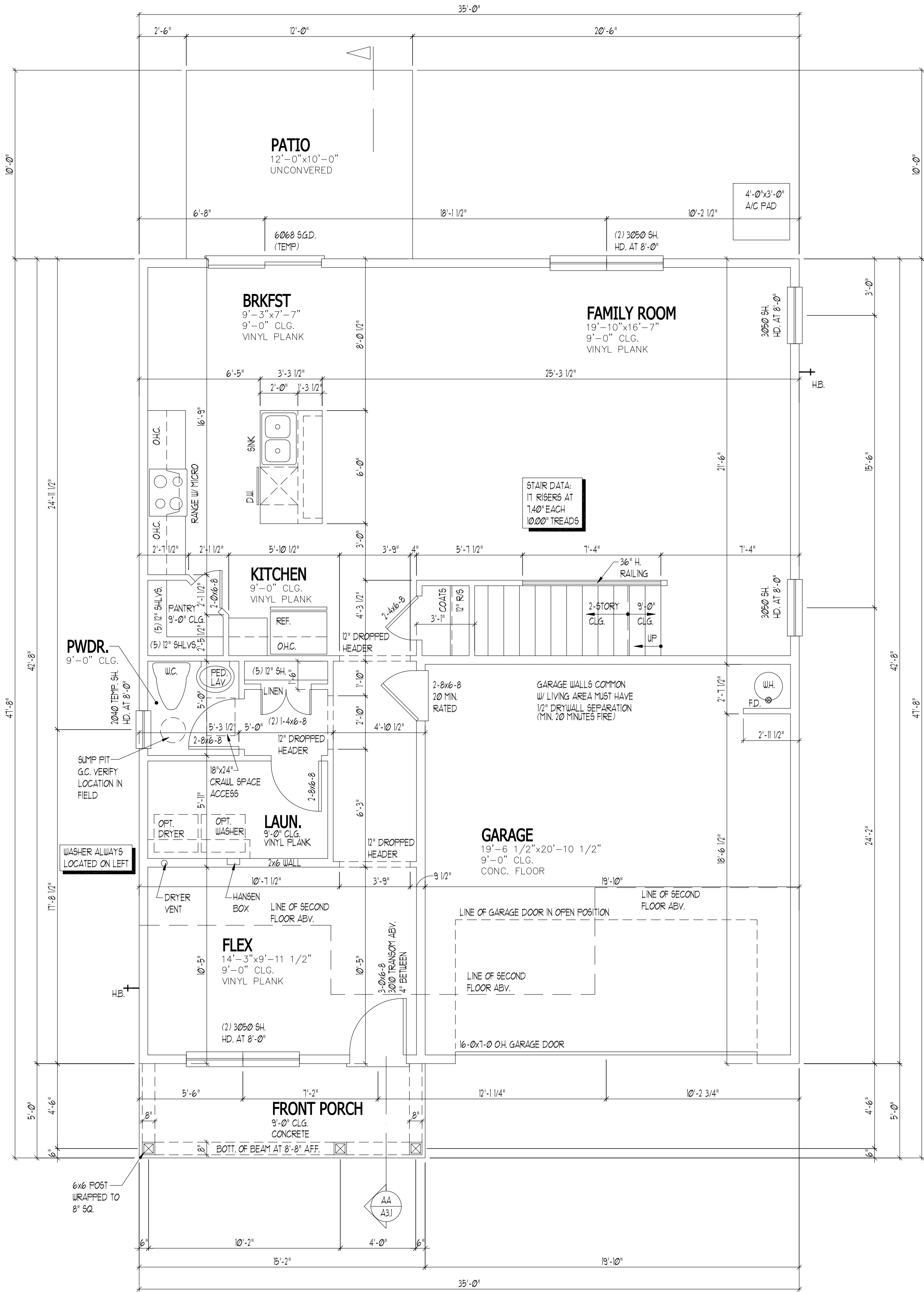
AMH DEVELOPMENT LLC
3131 S. VAUGHN WAY, SUITE 220
AURORA, CO 80014

RELEASE DATE:	09-18-19
REVISIONS:	
	01-17-20

Single Family 35' Series
Plan 1891 - Garage Door Right
Denver

DRAWN BY:	STRESS
SCALE:	1/8"=1'-0" (11x17) 1/4"=1'-0" (24x36)
SHEET NAME	ELEVATIONS ROOF PLAN
SHEET #	A-2-1B

ISSUANCE OF PLANS FROM THIS DRAFTER'S OFFICE SHALL NOT RELIEVE THE BUILDER OF RESPONSIBILITY TO REVIEW AND VERIFY ALL NOTES, DIMENSIONS, AND ADHERENCE TO APPLICABLE BUILDING CODES PRIOR TO COMMENCEMENT OF ANY CONSTRUCTION.
ANY DISCREPANCY OF ERROR IN NOTES, DIMENSIONS, OR ADHERENCE TO APPLICABLE BUILDING CODES SHALL BE BROUGHT TO THE ATTENTION OF THE DRAFTER'S OFFICE FOR CORRECTION BEFORE COMMENCEMENT OF ANY CONSTRUCTION.
ANY REVISIONS OR CHANGES NOT RELATED TO THE CORRECTION OF ERRORS THAT ARE MADE AFTER THE FINAL PLANS HAVE BEEN COMPLETED SHALL BE SUBJECT TO ADDITIONAL FEES.
IF ANY MODIFICATIONS ARE MADE TO THESE PLANS BY ANY OTHER PARTY OTHER THAN THE DRAFTER'S OFFICE, THE DRAFTER SHALL NOT BE HELD RESPONSIBLE.



MAIN FLOOR PLAN

SCALE: 1/4" = 1'-0"

©2018 AMH DEVELOPMENT
DO NOT SCALE THESE DRAWINGS.
VERIFY BUILDING ORIENTATION
WITH CONTRACTORS AND SITE
PLANS BEFORE CONSTRUCTION.
THESE DRAWINGS DO NOT
CONTAIN SPECIFIC INFORMATION
FOR ANY STRUCTURAL ELEMENTS
(TO BE PROVIDED BY ENGINEERS
OR RECORD). ANY
DISCREPANCY (DIMENSIONS,
ORIENTATION, ETC.) BETWEEN
THESE DRAWINGS AND THE
ASSOCIATED DRAWINGS and/or
SITE DRAWINGS SHALL BE
REPORTED TO CONTRACTOR AT
ONCE AND NO CONSTRUCTION
SHALL PROCEED UNTIL
CORRECTED. THE CONTRACTOR
ASSUMES THE RESPONSIBILITY
TO MEET ALL REQUIREMENTS OF
LOCAL BUILDING OFFICIALS & TO
COMPLY WITH STATE BUILDING
CODES.

AMH Development

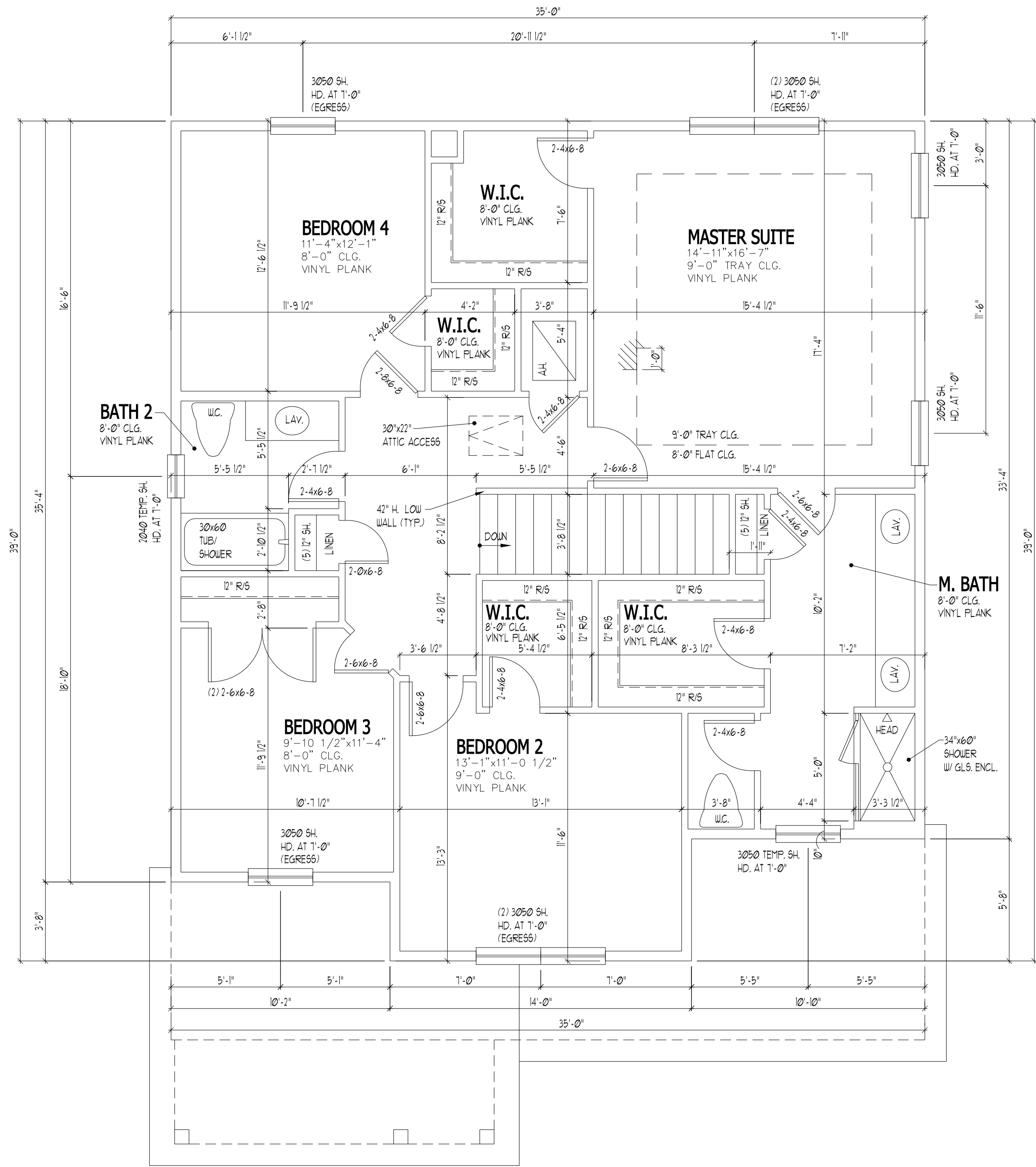
AMH DEVELOPMENT, LLC
3131 S. VAUGHN WAY, SUITE 220
AURORA, CO 80014

RELEASE DATE:	09-18-19
REVISIONS:	
	01-17-20

Single Family 35' Series Plan 2297 - Garage Door Right Denver

DRAWN BY:	STRESS
SCALE:	1/8"=1'-0" (11x17) 1/4"=1'-0" (24x36)
SHEET NAME:	MAIN FLOOR PLAN
SHEET #:	A-1-1

ISSUANCE OF PLANS FROM THIS DRAFTER'S OFFICE SHALL NOT RELIEVE THE BUILDER OF RESPONSIBILITY TO REVIEW AND VERIFY ALL NOTES, DIMENSIONS AND ADHERENCE TO APPLICABLE BUILDING CODES PRIOR TO COMMENCEMENT OF ANY CONSTRUCTION.
ANY DISCREPANCY OF ERROR IN NOTES, DIMENSIONS OR ADHERENCE TO APPLICABLE BUILDING CODES SHALL BE BROUGHT TO THE ATTENTION OF THE DRAFTER'S OFFICE FOR CORRECTION BEFORE COMMENCEMENT OF ANY CONSTRUCTION.
ANY REVISIONS OR CHANGES NOT RELATED TO THE CORRECTION OF ERRORS THAT ARE MADE AFTER THE FINAL PLANS HAVE BEEN COMPLETED SHALL BE SUBJECT TO ADDITIONAL FEES.
IF ANY MODIFICATIONS ARE MADE TO THESE PLANS BY ANY OTHER PARTY OTHER THAN THE DRAFTER'S OFFICE, THE DRAFTER SHALL NOT BE HELD RESPONSIBLE.



UPPER FLOOR PLAN

SCALE: 1/4" = 1'-0"

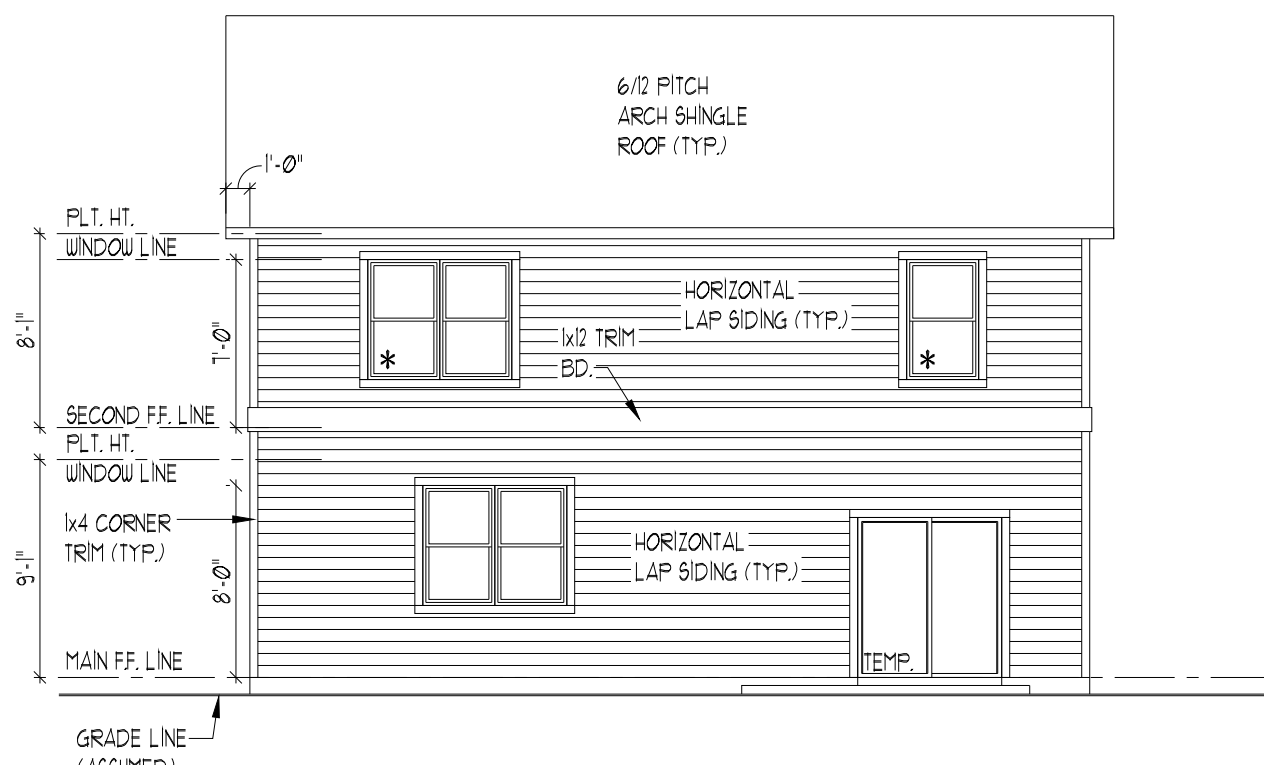
©2018 AMH DEVELOPMENT
DO NOT SCALE THESE DRAWINGS.
VERIFY BUILDING ORIENTATION
WITH CONTRACTORS AND SITE
PLANS BEFORE CONSTRUCTION.
THESE DRAWINGS DO NOT
CONTAIN SPECIFIC INFORMATION
FOR ANY STRUCTURAL ELEMENTS
(TO BE PROVIDED BY ENGINEERS
OR RECORD). ANY
DISCREPANCY (DIMENSIONS,
ORIENTATION, ETC.) BETWEEN
THESE DRAWINGS AND THE
ASSOCIATED DRAWINGS and/or
SITE DRAWINGS SHALL BE
REPORTED TO CONTRACTOR AT
ONCE AND NO CONSTRUCTION
SHALL PROCEED UNTIL
CORRECTED. THE CONTRACTOR
ASSUMES THE RESPONSIBILITY
TO MEET ALL REQUIREMENTS OF
LOCAL BUILDING OFFICIALS & TO
COMPLY WITH STATE BUILDING
CODES.

AMH Development
AMH DEVELOPMENT, LLC
3131 S. VAUGHN WAY, SUITE 220
AURORA, CO 80014

RELEASE DATE:	09-16-19
REVISIONS:	
	01-17-20

Single Family 35' Series
Plan 2297 - Garage Door Right
Denver

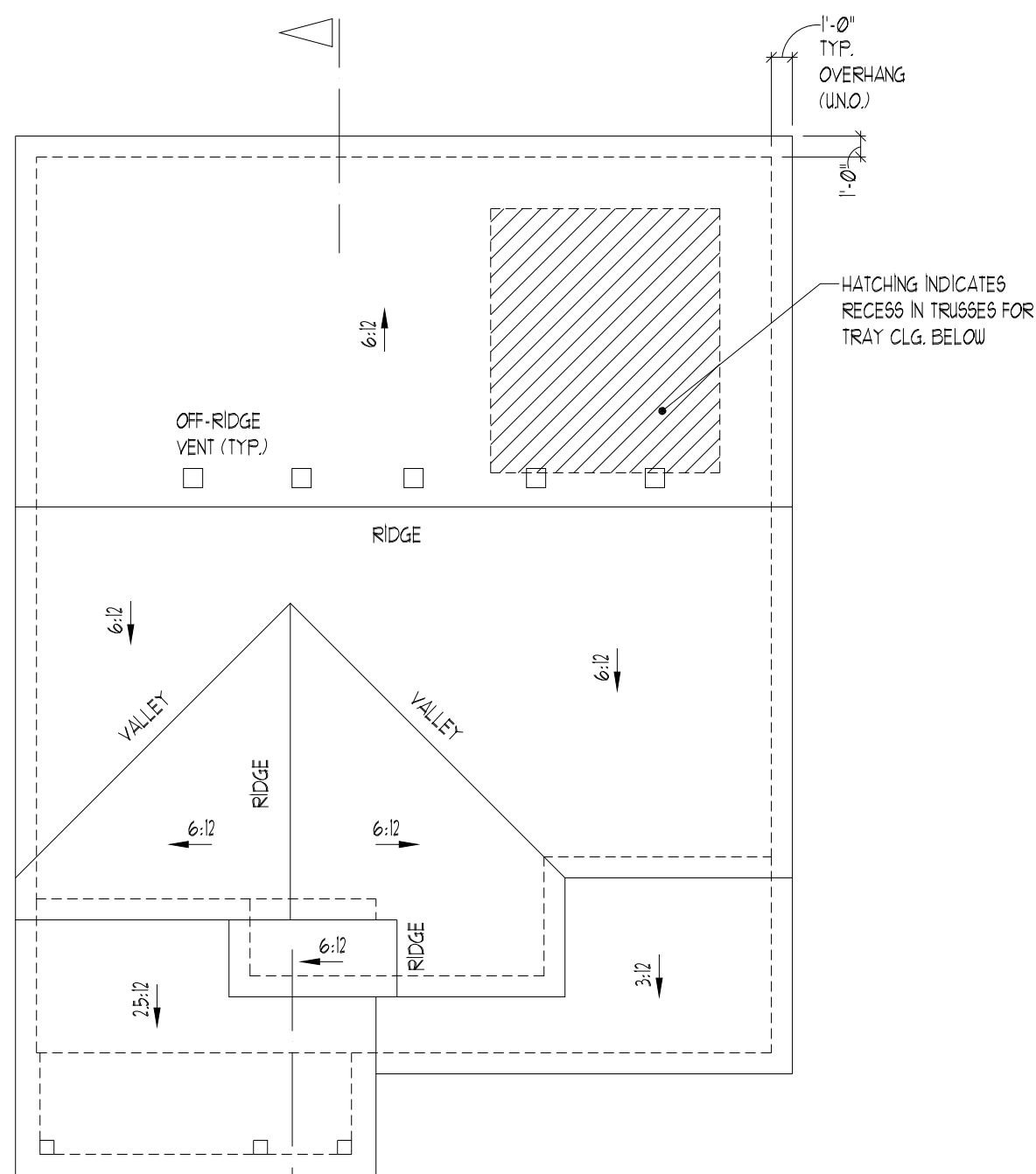
DRAWN BY:	STRESS
SCALE:	1/8"=1'-0" (11x17) 1/4"=1'-0" (24x36)
SHEET NAME:	UPPER FLOOR PLAN
SHEET #:	A-1-2



REAR ELEVATION

SCALE: 1/8" = 1'-0"

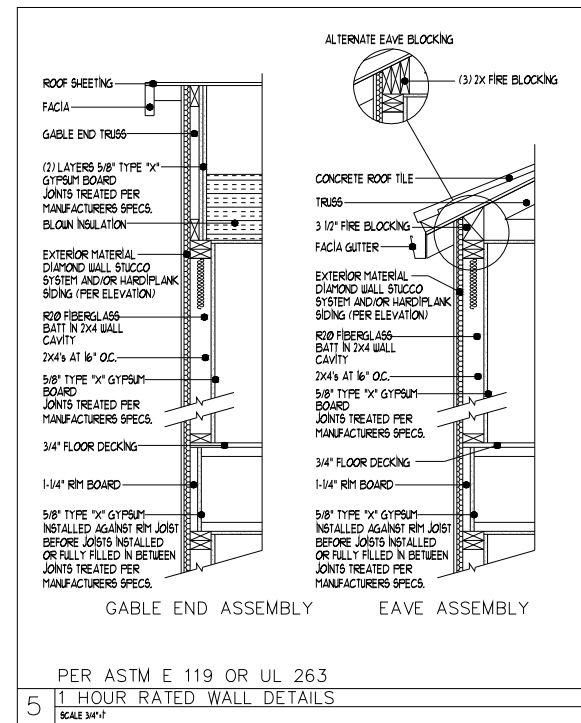
ROOF VENT CALCULATION:
ATTIC SQ. FT. LIVING / GARAGE: 1266 / 300 = 4.22
4.22 / 2 = 2.11 x 144 = 303.84
ROOF VENT = 303.84 / 72 SQ. IN. = 4.22 VENTS



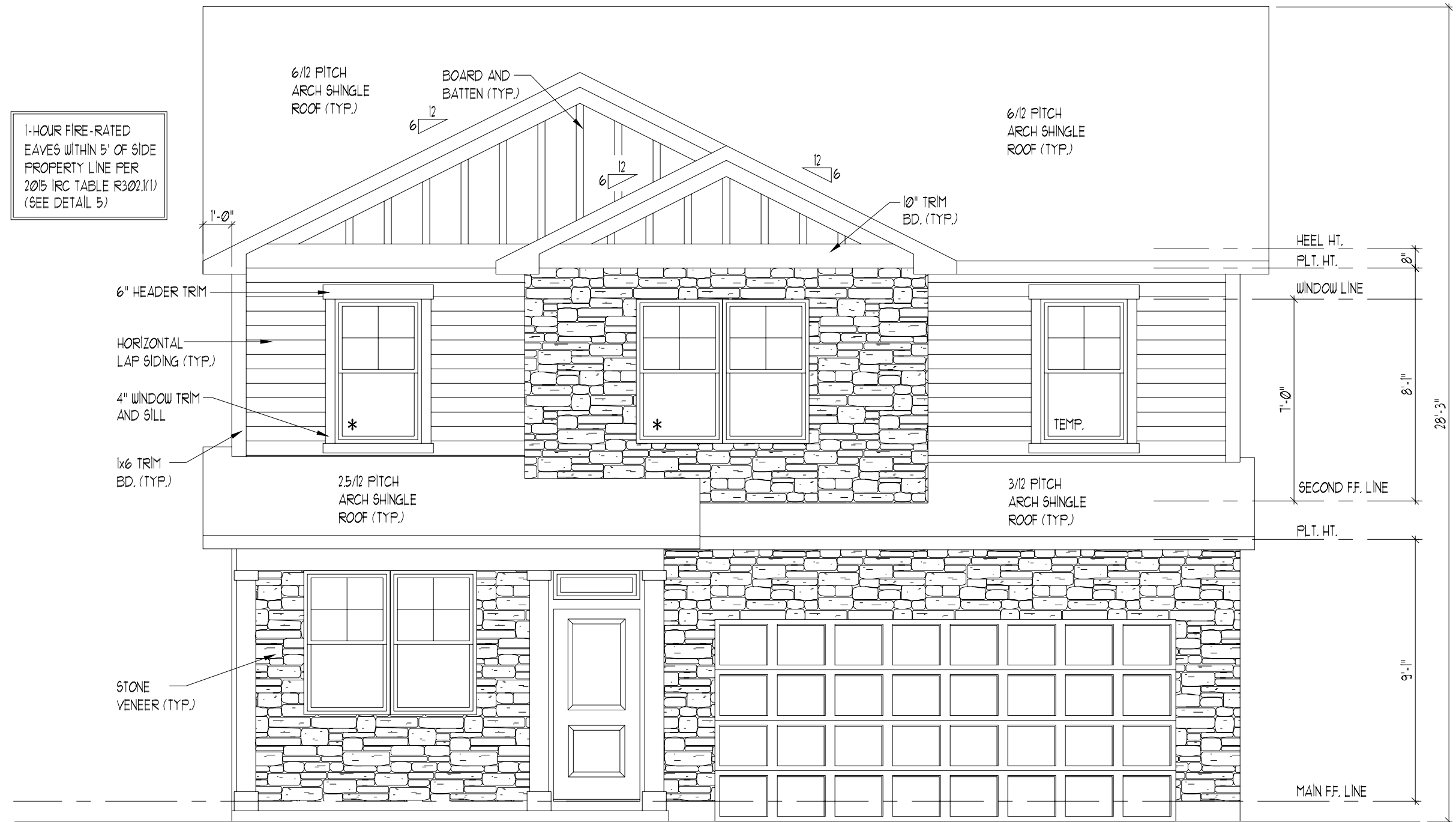
ROOF PLAN

SCALE: 1/8" = 1'-0"

* EGRESS NOTE:
EACH BEDROOM MUST HAVE ONE WINDOW THAT COMPLEES WITH EGRESS CODES. IF THERE IS NO ACCESS TO EXTERIOR THROUGH A DOOR, THE WINDOW MUST HAVE A MAXIMUM OPENING HEIGHT OF 44" ABOVE FINISH FLOOR LINE OF THAT PARTICULAR ROOM.



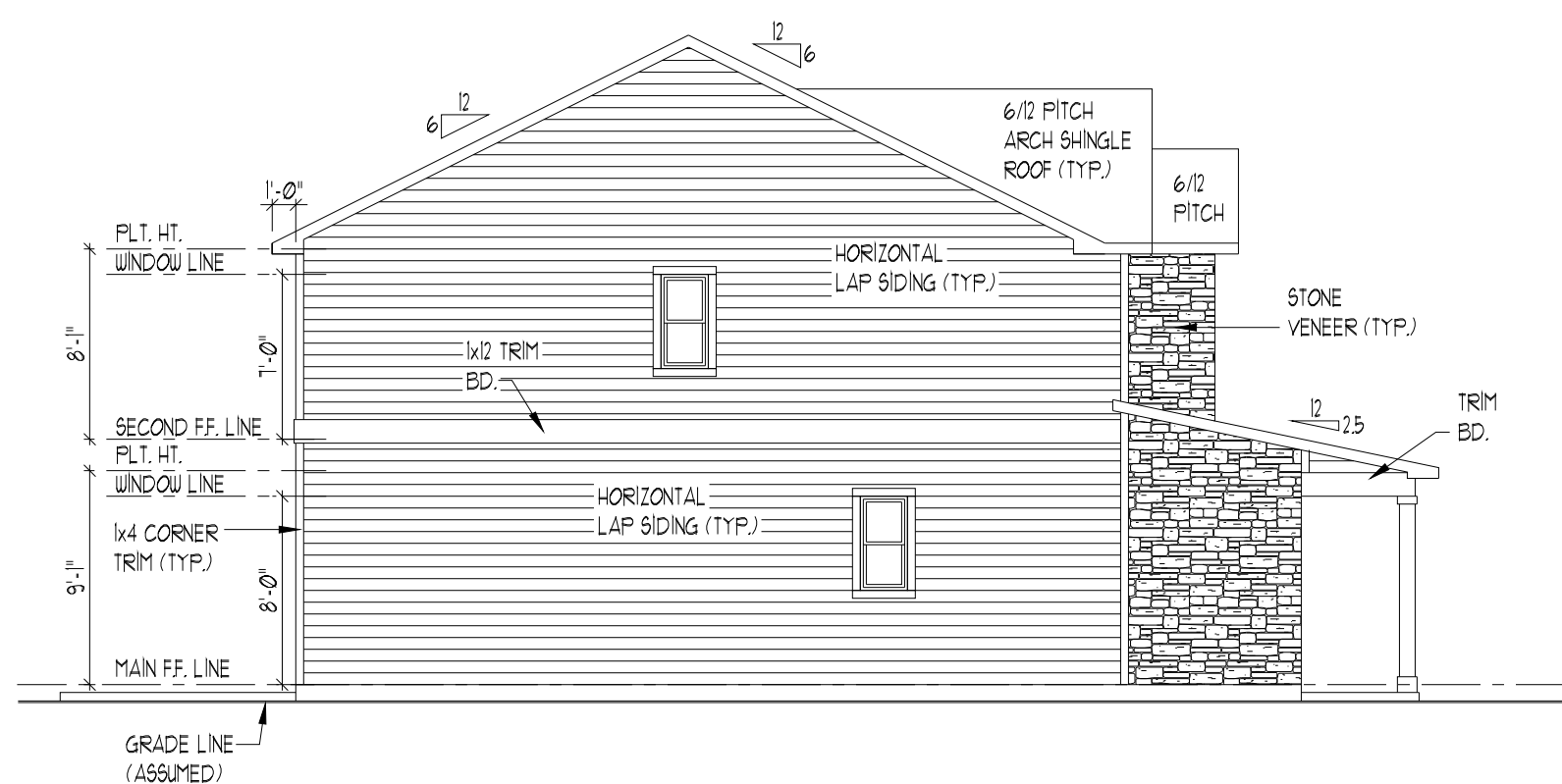
1-HOUR FIRE-RATED
EAVES WITHIN 5' OF SIDE
PROPERTY LINE PER
2015 IRC TABLE R302.1(1)
(SEE DETAIL 5)



FRONT ELEVATION "F"

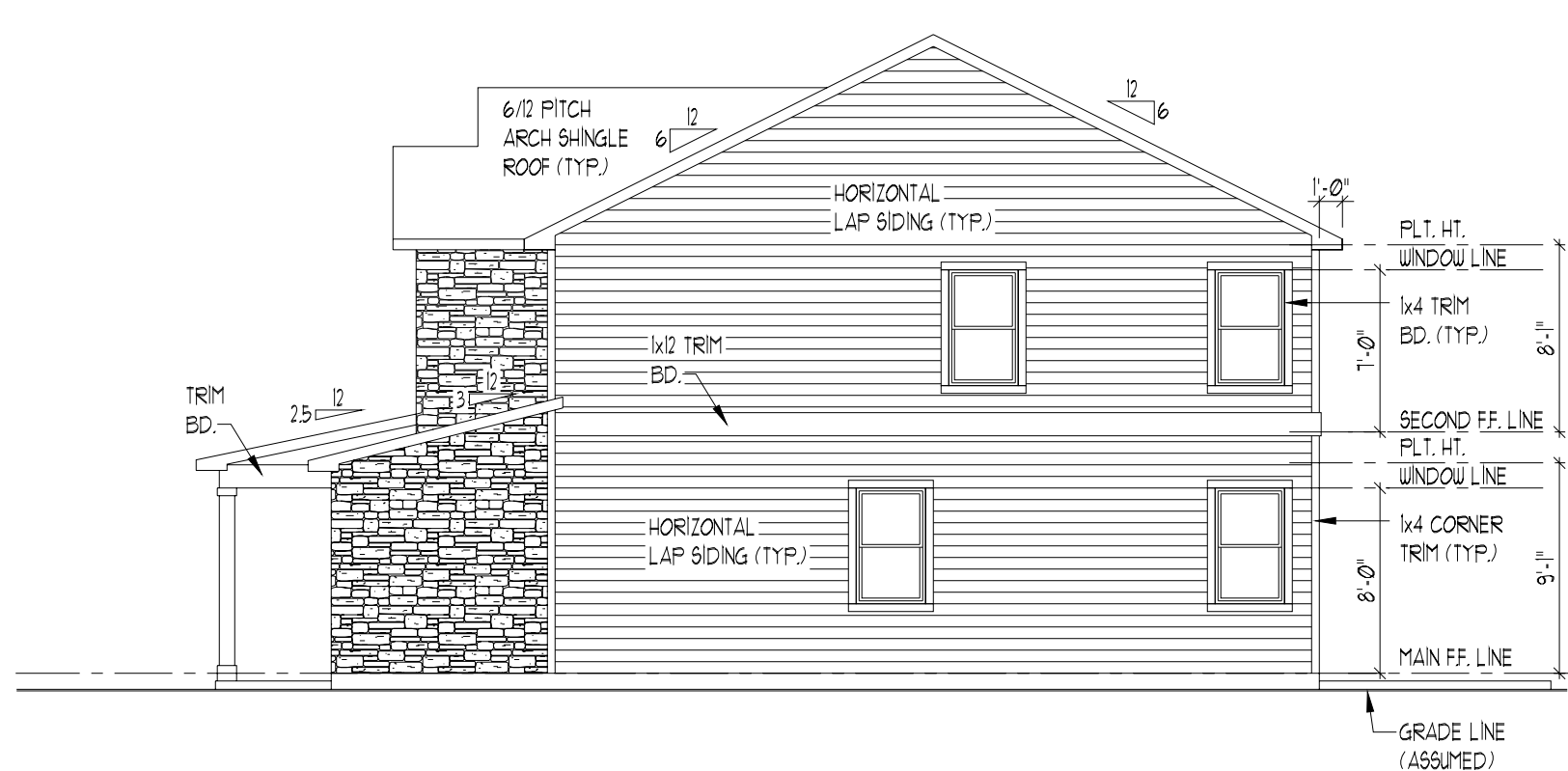
SCALE: 1/4" = 1'-0"

TOTAL FACADE 2670 SF.
MASONRY FACADE 411 SF.
OTHER MATERIALS 2153 SF.
TOTAL MASONRY % 15 %



LEFT ELEVATION

SCALE: 1/8" = 1'-0"



RIGHT ELEVATION

SCALE: 1/8" = 1'-0"

©2018 AMH DEVELOPMENT
DO NOT SCALE THESE DRAWINGS.
VERIFY BUILDING ORIENTATION
WITH CONTRACTORS AND SITE
PLANS BEFORE CONSTRUCTION.
THESE DRAWINGS DO NOT
CONTAIN SPECIFIC INFORMATION
FOR ANY STRUCTURAL ELEMENTS
(TO BE PROVIDED BY ENGINEERS
OR RECORD). ANY
DISCREPANCY (DIMENSIONS,
ORIENTATION, ETC.) BETWEEN
THESE DRAWINGS AND THE
ASSOCIATED DRAWINGS and/or
SITE DRAWINGS SHALL BE
REPORTED TO CONTRACTOR AT
ONCE AND NO CONSTRUCTION
SHALL PROCEED UNTIL
CORRECTED. THE CONTRACTOR
ASSUMES THE RESPONSIBILITY
TO MEET ALL REQUIREMENTS OF
LOCAL BUILDING OFFICIALS & TO
COMPLY WITH STATE BUILDING
CODES.

AMH Development

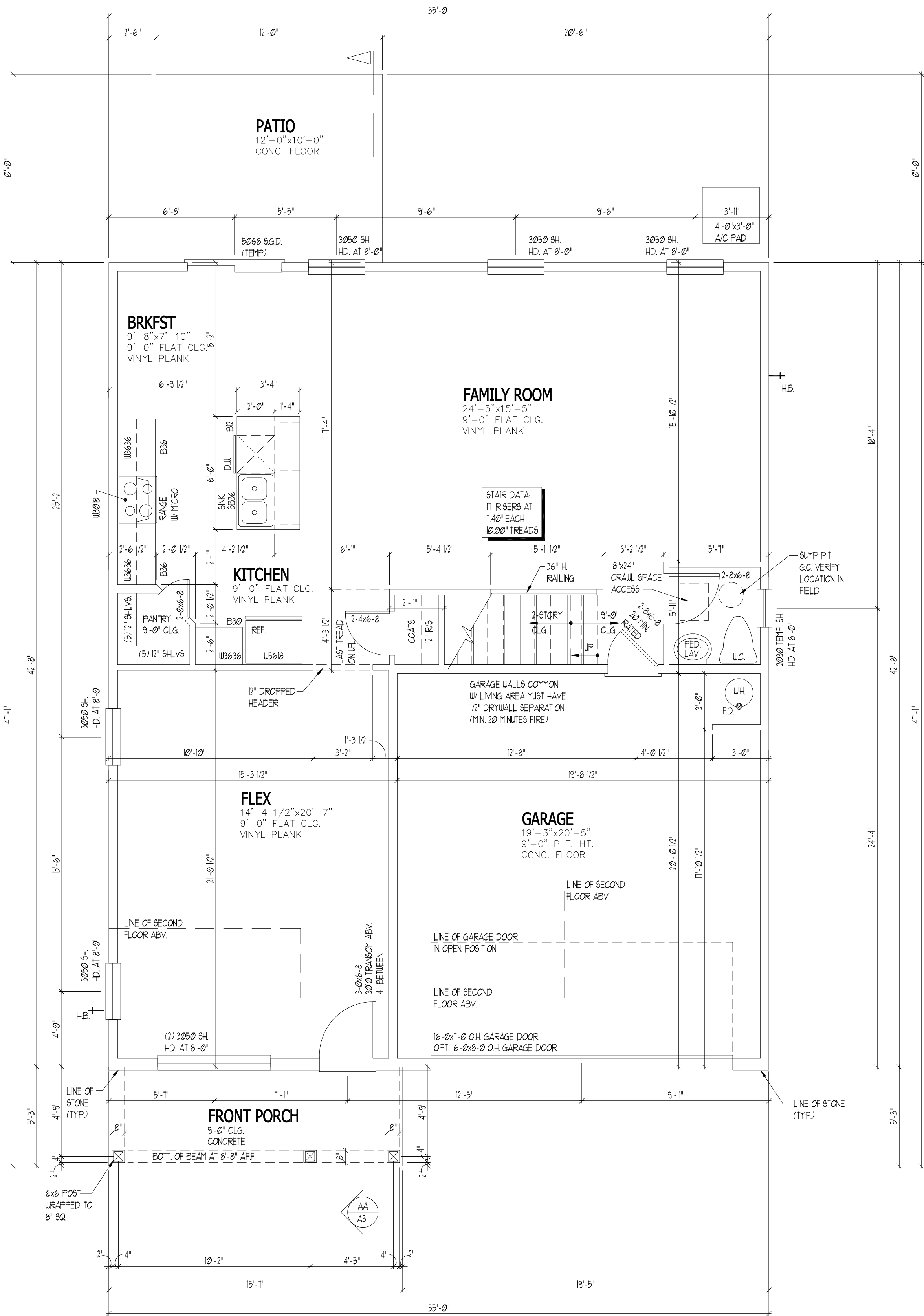
AMH DEVELOPMENT, LLC
3131 S. VAUGHN WAY, SUITE 220
AURORA, CO 80014

RELEASE DATE:	09-18-19
REVISIONS:	
	01-17-20

Single Family 35' Series
Plan 2297 - Garage Door Right
Denver

DRAWN BY:	STRESS
SCALE:	1/8"=1'-0" (11x17) 1/4"=1'-0" (24x36)
SHEET NAME:	ELEVATIONS ROOF PLAN
SHEET #	A-2-1

ISSUANCE OF PLANS FROM THIS DRAFTER'S OFFICE SHALL NOT RELIEVE THE BUILDER OF RESPONSIBILITY TO REVIEW AND VERIFY ALL NOTES, DIMENSIONS, AND ADHERENCE TO APPLICABLE BUILDING CODES PRIOR TO COMMENCEMENT OF ANY CONSTRUCTION.
ANY DISCREPANCY OF ERROR IN NOTES, DIMENSIONS, OR ADHERENCE TO APPLICABLE BUILDING CODES SHALL BE BROUGHT TO THE ATTENTION OF THE DRAFTER'S OFFICE FOR CORRECTION BEFORE COMMENCEMENT OF ANY CONSTRUCTION.
ANY REVISIONS OR CHANGES NOT RELATED TO THE CORRECTION OF ERRORS THAT ARE MADE AFTER THE FINAL PLANS HAVE BEEN COMPLETED SHALL BE SUBJECT TO ADDITIONAL FEES.
IF ANY MODIFICATIONS ARE MADE TO THESE PLANS BY ANY OTHER PARTY OTHER THAN THE DRAFTER'S OFFICE, THE DRAFTER SHALL NOT BE HELD RESPONSIBLE.



MAIN FLOOR PLAN

SCALE: 1/4" = 1'-0"

©2018 AMH DEVELOPMENT
DO NOT SCALE THESE DRAWINGS.
VERIFY BUILDING ORIENTATION
WITH CONTRACTORS AND SITE
PLANS BEFORE CONSTRUCTION.
THESE DRAWINGS DO NOT
CONTAIN SPECIFIC INFORMATION
FOR ANY STRUCTURAL ELEMENTS
(TO BE PROVIDED BY ENGINEER
OR RECORD). ANY
DISCREPANCY (DIMENSIONS,
ORIENTATION, ETC.) BETWEEN
THESE DRAWINGS AND THE
ASSOCIATED DRAWINGS and/or
SITE DRAWINGS SHALL BE
REPORTED TO CONTRACTOR AT
ONCE AND NO CONSTRUCTION
SHALL PROCEED UNTIL
CORRECTED. THE CONTRACTOR
ASSUMES THE RESPONSIBILITY
TO MEET ALL REQUIREMENTS OF
LOCAL BUILDING OFFICIALS & TO
COMPLY WITH STATE BUILDING
CODES.

AMH Development

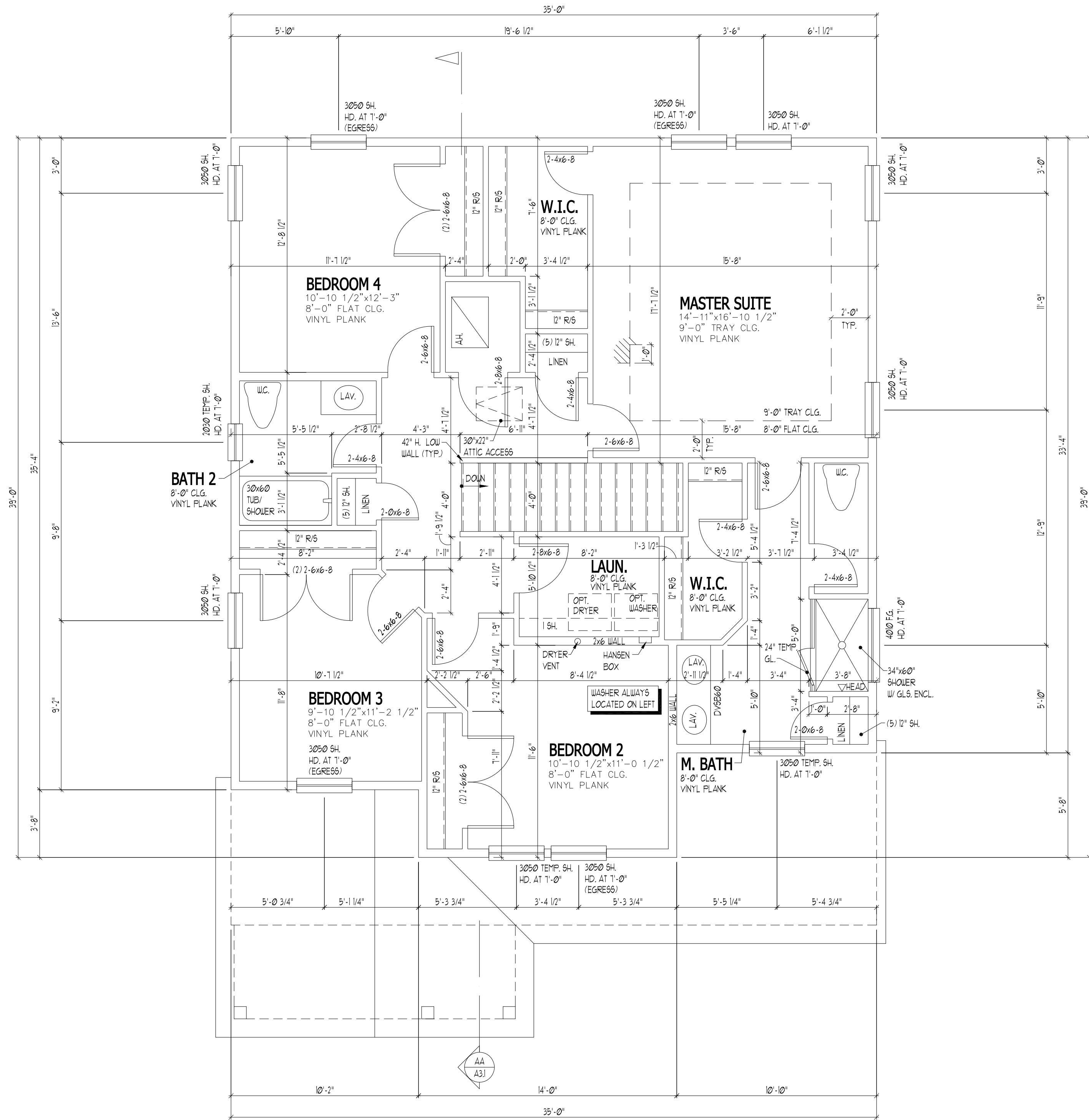
AMH DEVELOPMENT, LLC
3131 S. VAUGHN WAY, SUITE 220
AURORA, CO 80014

RELEASE DATE:	09-16-19
REVISIONS:	
	01-17-20

Single Family 35' Series
Plan 2304 - Garage Door Right
Denver

DRAWN BY:	STRES
SCALE:	1/8"=1'-0" (11x17) 1/4"=1'-0" (24x36)
SHEET NAME	MAIN FLOOR PLAN
SHEET #	A-1-1

ISSUANCE OF PLANS FROM THIS DRAFTER'S OFFICE SHALL NOT RELIEVE THE BUILDER OF RESPONSIBILITY TO REVIEW AND VERIFY ALL NOTES, DIMENSIONS AND ADHERENCE TO APPLICABLE BUILDING CODES PRIOR TO COMMENCEMENT OF ANY CONSTRUCTION.
ANY DISCREPANCY OF ERROR IN NOTES, DIMENSIONS OR ADHERENCE TO APPLICABLE BUILDING CODES SHALL BE BROUGHT TO THE ATTENTION OF THE DRAFTER'S OFFICE FOR CORRECTION BEFORE COMMENCEMENT OF ANY CONSTRUCTION.
ANY REVISIONS OR CHANGES NOT RELATED TO THE CORRECTION OF ERRORS THAT ARE MADE AFTER THE FINAL PLANS HAVE BEEN COMPLETED SHALL BE SUBJECT TO ADDITIONAL FEES.
IF ANY MODIFICATIONS ARE MADE TO THESE PLANS BY ANY OTHER PARTY OTHER THAN THE DRAFTER'S OFFICE, THE DRAFTER SHALL NOT BE HELD RESPONSIBLE.



UPPER FLOOR PLAN
SCALE: 1/4" = 1'-0"

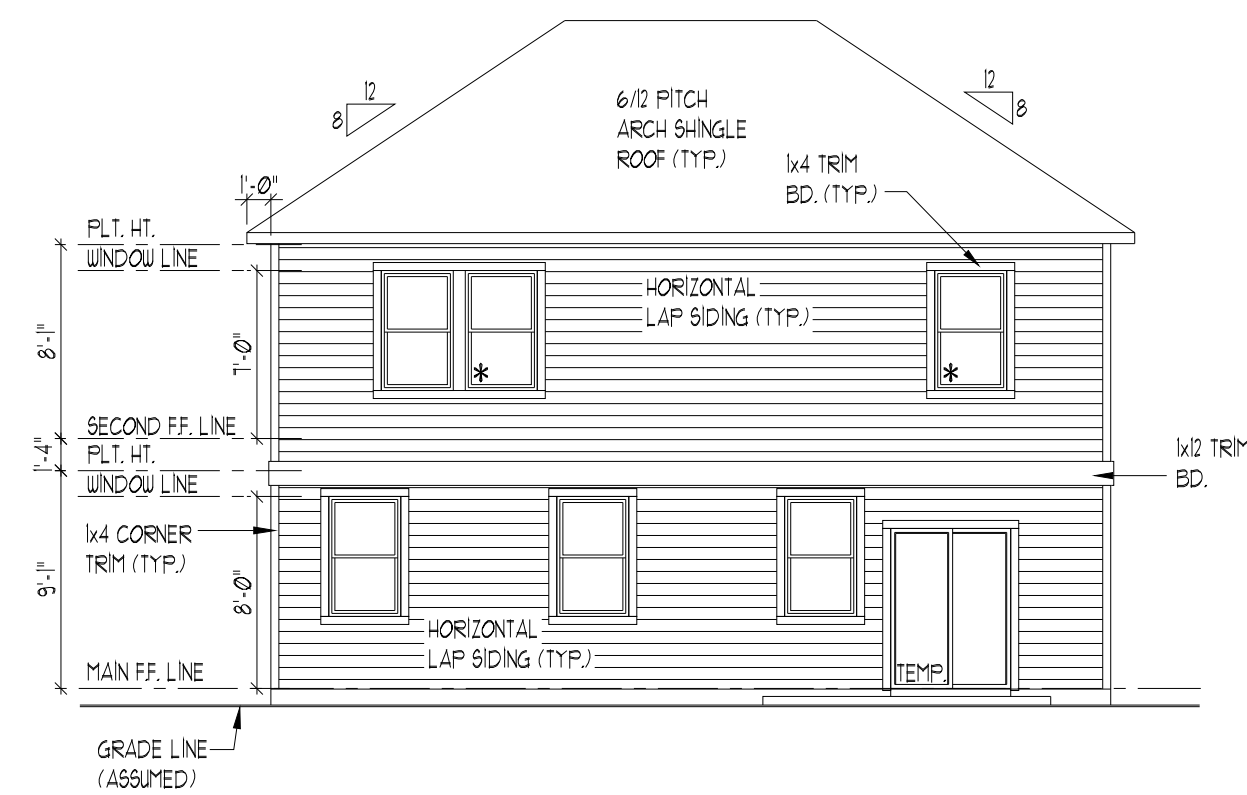
©2018 AMH DEVELOPMENT
DO NOT SCALE THESE DRAWINGS.
VERIFY BUILDING ORIENTATION
WITH CONTRACTORS AND SITE
PLANS BEFORE CONSTRUCTION.
THESE DRAWINGS DO NOT
CONTAIN SPECIFIC INFORMATION
FOR ANY STRUCTURAL ELEMENTS
(TO BE PROVIDED BY ENGINEER
OR RECORD). ANY
DISCREPANCY (DIMENSIONS,
ORIENTATION, ETC.) BETWEEN
THESE DRAWINGS AND THE
ASSOCIATED DRAWINGS and/or
SITE DRAWINGS SHALL BE
REPORTED TO CONTRACTOR AT
ONCE AND NO CONSTRUCTION
SHALL PROCEED UNTIL
CORRECTED. THE CONTRACTOR
ASSUMES THE RESPONSIBILITY
TO MEET ALL REQUIREMENTS OF
LOCAL BUILDING OFFICIALS & TO
COMPLY WITH STATE BUILDING
CODES.

AMH Development
AMH DEVELOPMENT, LLC
3131 S. VAUGHN WAY, SUITE 220
AURORA, CO 80014

RELEASE DATE:	09-16-19
REVISIONS:	
	01-17-20

Single Family 35' Series
Plan 2304 - Garage Door Right
Denver

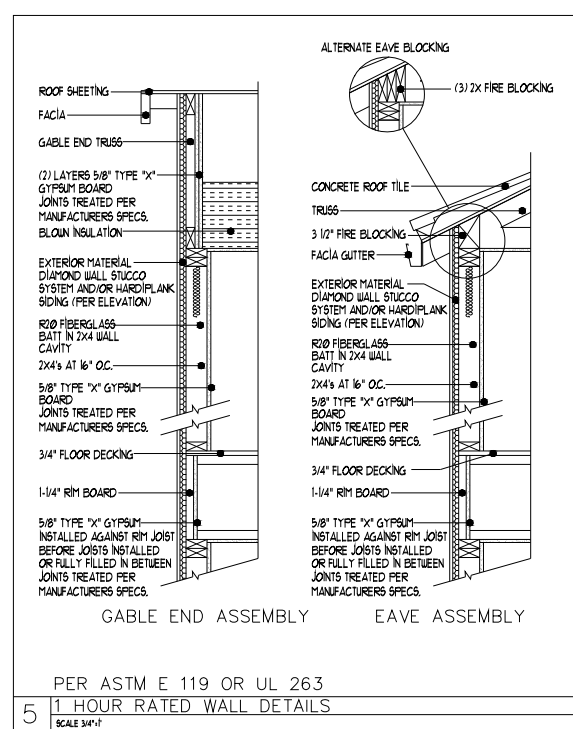
DRAWN BY:	STRESS
SCALE:	1/8"=1'-0" (11x17) 1/4"=1'-0" (24x36)
SHEET NAME:	UPPER FLOOR PLAN
SHEET #:	A-1-2



REAR ELEVATION

SCALE: 1/8" = 1'-0"

ROOF VENT CALCULATION:
ATTIC SQ. FT. LIVING / GARAGE: 1266 / 300 = 4.22
4.22 / 2 = 2.11 x 144 = 303.84
ROOF VENT = 303.84 / 72 SQ.IN. = 4.22 VENTS

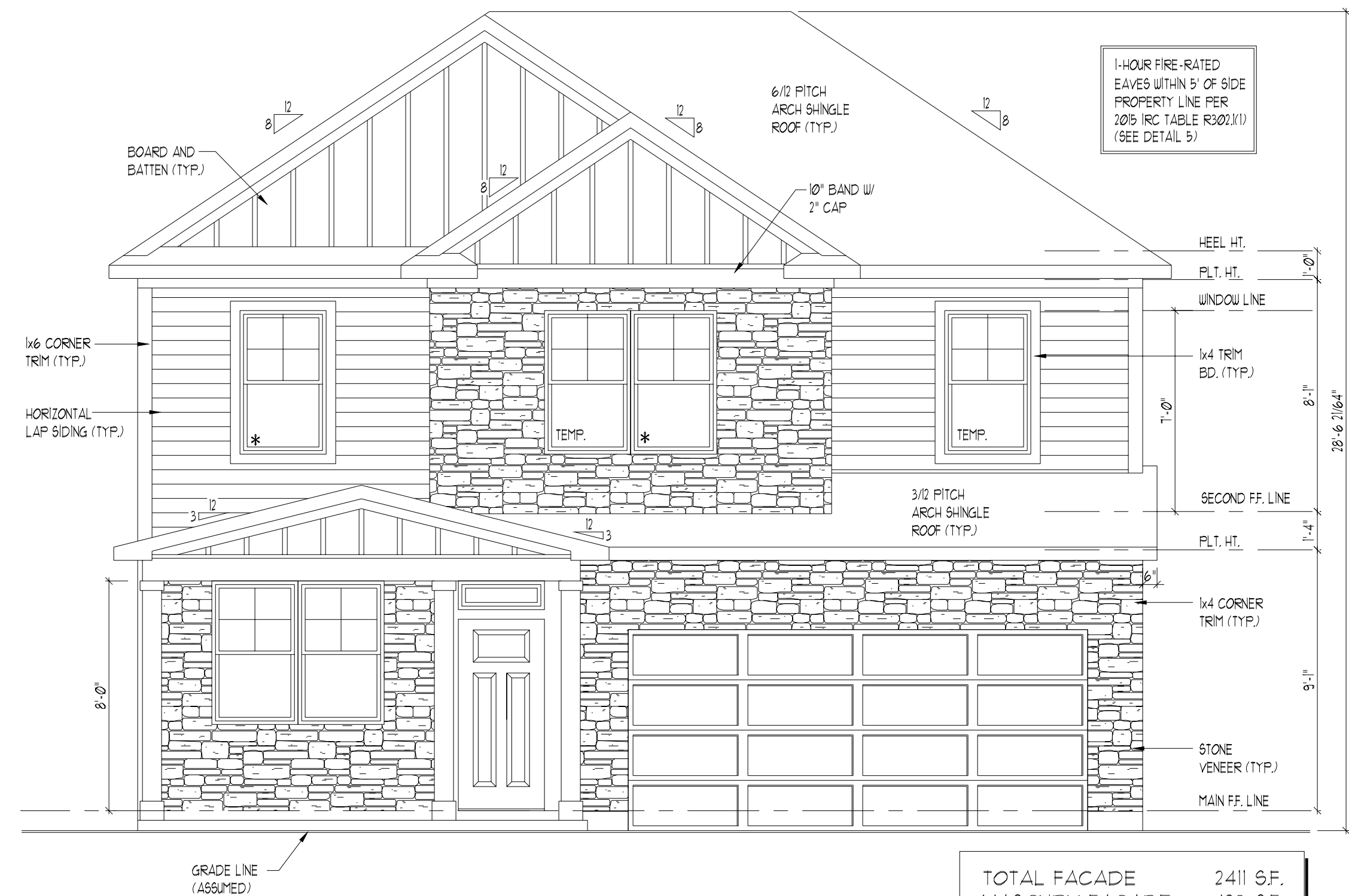


* * * * *

***EGRESS NOTE:**

EACH BEDROOM MUST HAVE ONE WINDOW THAT COMPLEES WITH EGRESS CODES. IF THERE IS NO ACCESS TO EXTERIOR THROUGH A DOOR, THE WINDOW MUST HAVE A MAXIMUM OPENING HEIGHT OF 44" ABOVE FINISH FLOOR LINE OF THAT PARTICULAR ROOM.

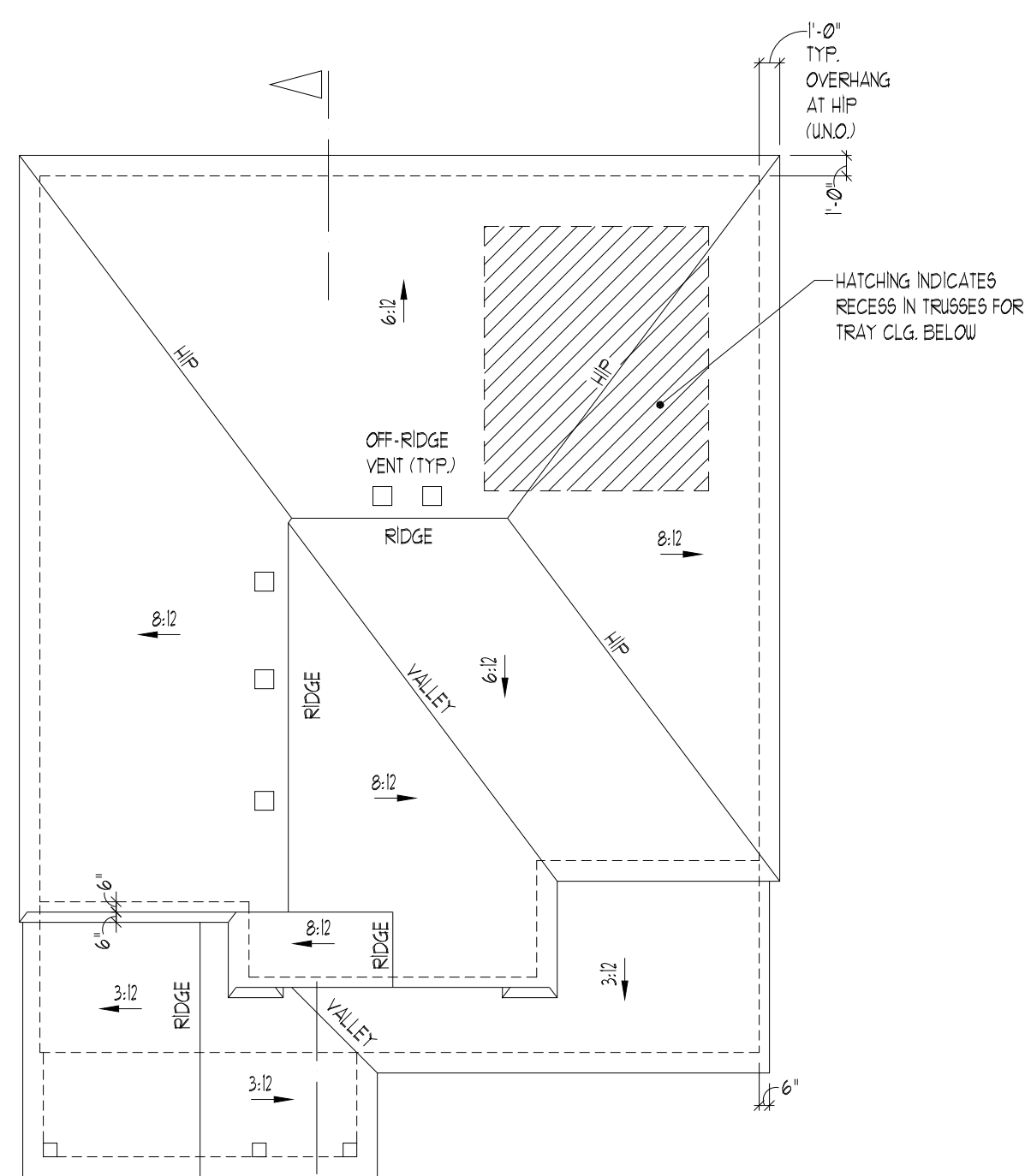
* * * * *



FRONT ELEVATION

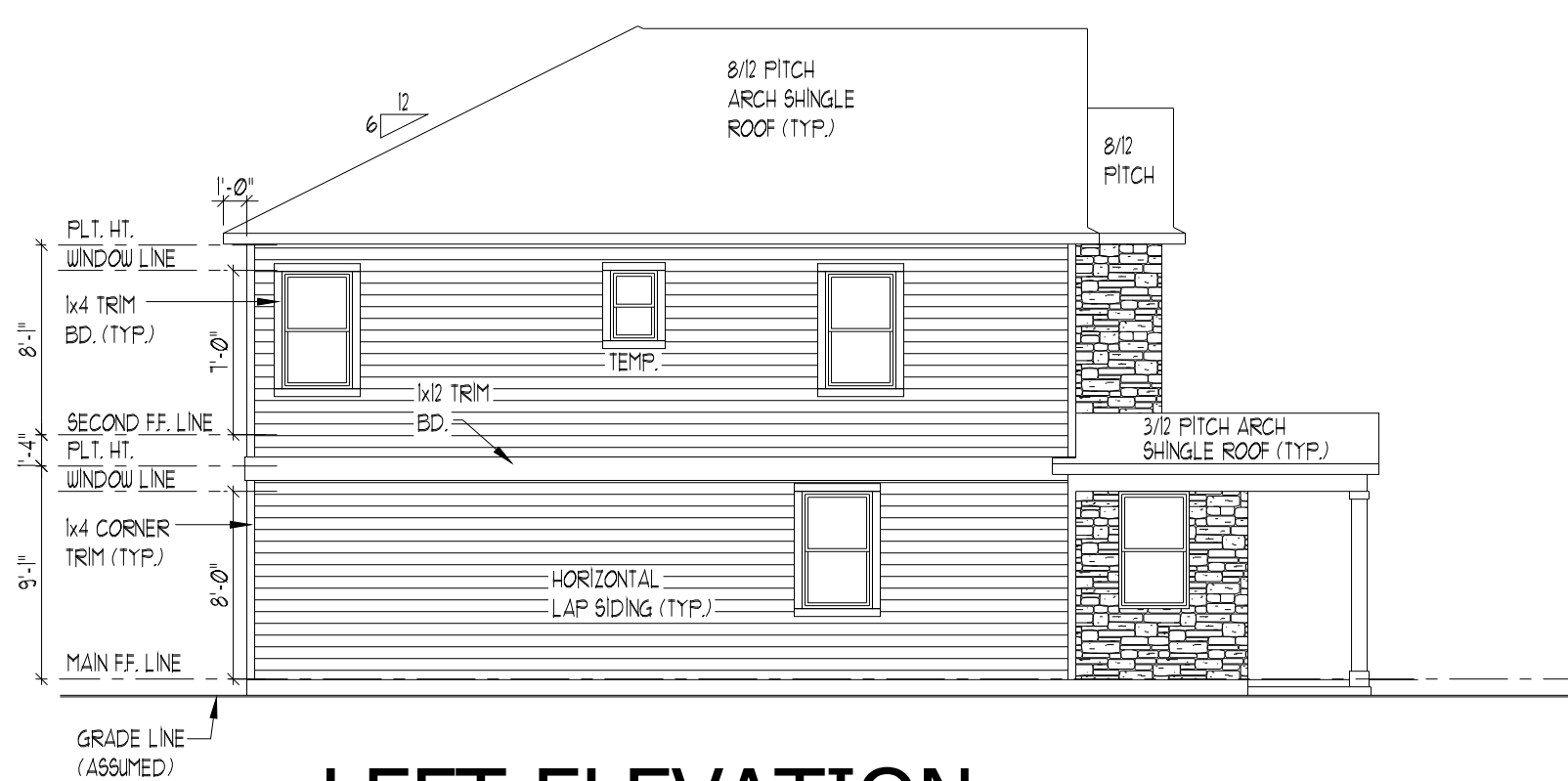
SCALE: 1/4" = 1'-0"

TOTAL FACADE 2411 S.F.
MASONRY FACADE 429 S.F.
OTHER MATERIALS 1982 S.F.
TOTAL MASONRY % 18%



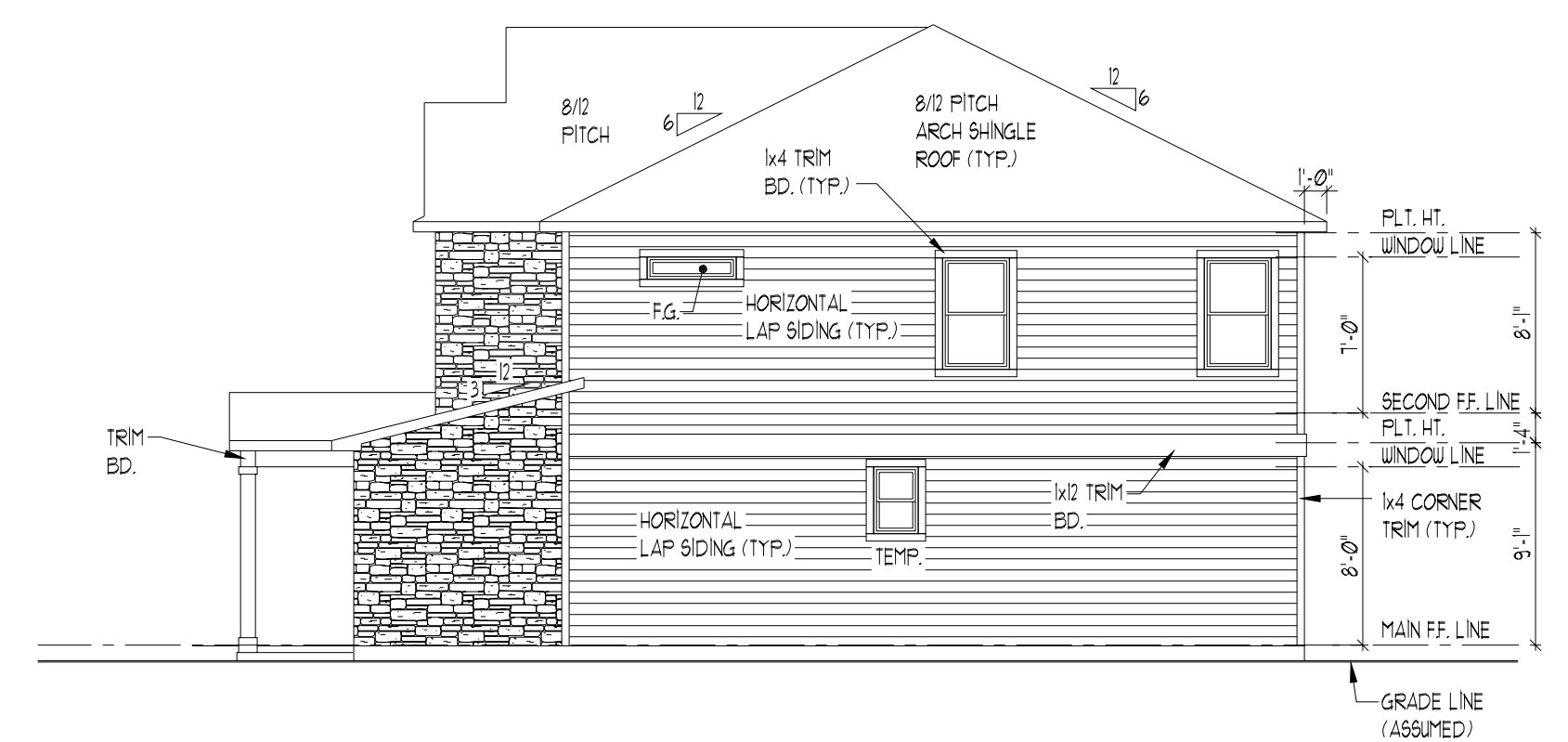
ROOF PLAN

SCALE: 1/8" = 1'-0"



LEFT ELEVATION

SCALE: 1/8" = 1'-0"



RIGHT ELEVATION

SCALE: 1/8" = 1'-0"

©2018 AMH DEVELOPMENT
DO NOT SCALE THESE DRAWINGS.
VERIFY BUILDING ORIENTATION
WITH CONTRACTORS AND SITE
PLANS BEFORE CONSTRUCTION.
THESE DRAWINGS DO NOT
CONTAIN SPECIFIC INFORMATION
FOR ANY STRUCTURAL ELEMENTS
(TO BE PROVIDED BY ENGINEERS
OR RECORD). ANY
DISCREPANCY (DIMENSIONS,
ORIENTATION, ETC.) BETWEEN
THESE DRAWINGS AND THE
ASSOCIATED DRAWINGS and/or
SITE DRAWINGS SHALL BE
REPORTED TO CONTRACTOR AT
ONCE AND NO CONSTRUCTION
SHALL PROCEED UNTIL
CORRECTED. THE CONTRACTOR
ASSUMES THE RESPONSIBILITY
TO MEET ALL REQUIREMENTS OF
LOCAL BUILDING OFFICIALS & TO
COMPLY WITH STATE BUILDING
CODES.

AMH Development

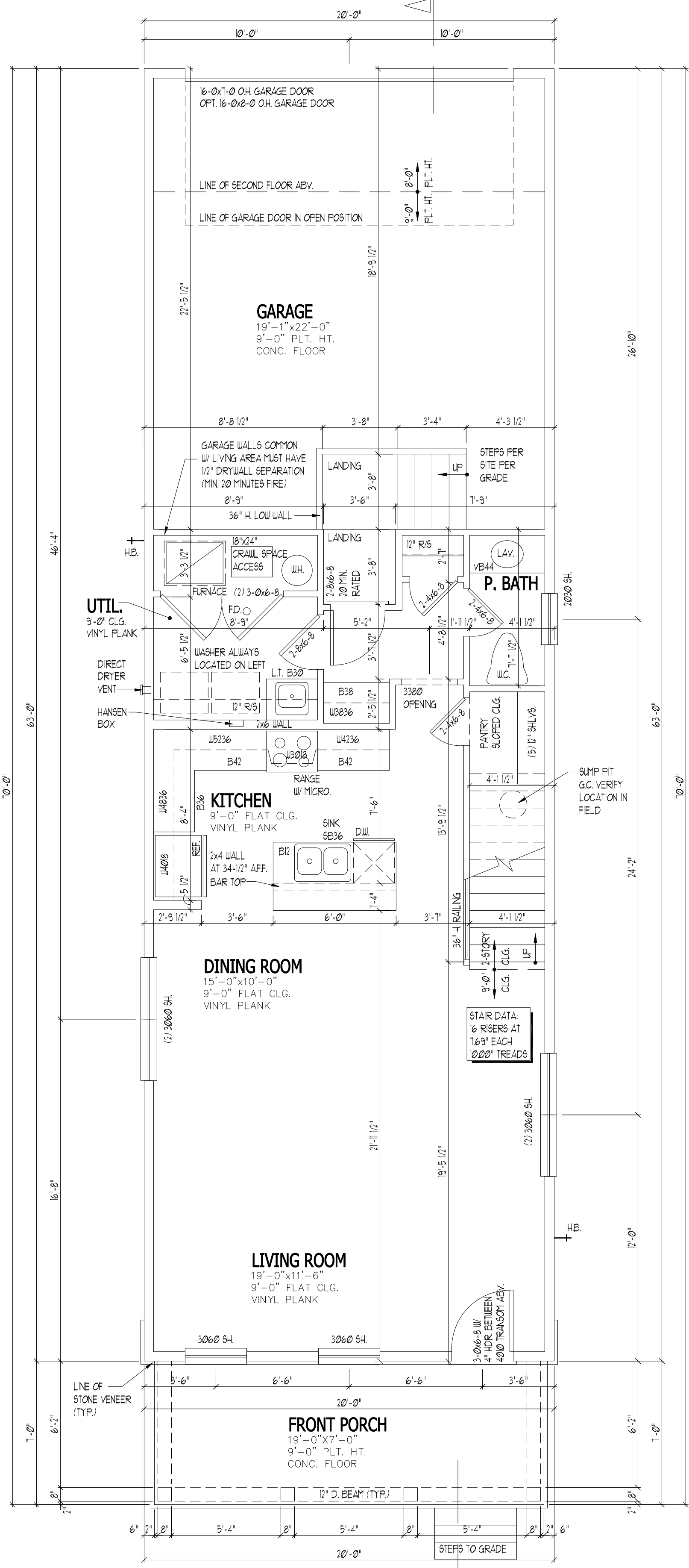
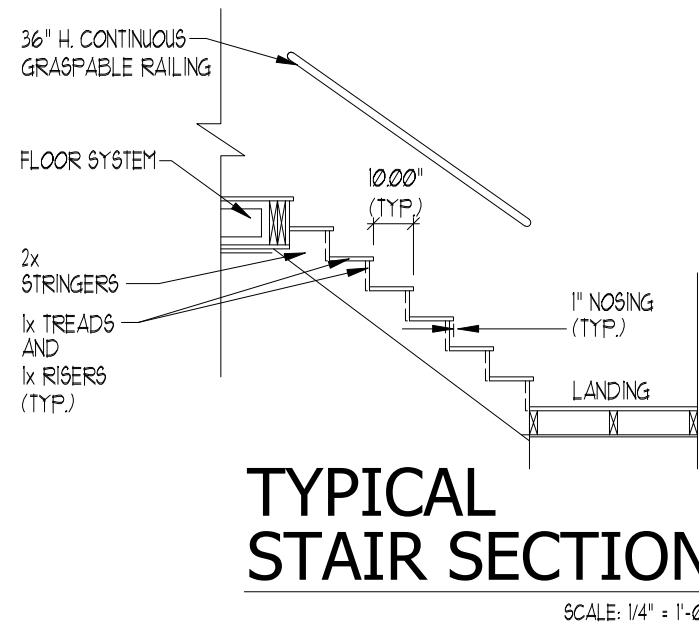
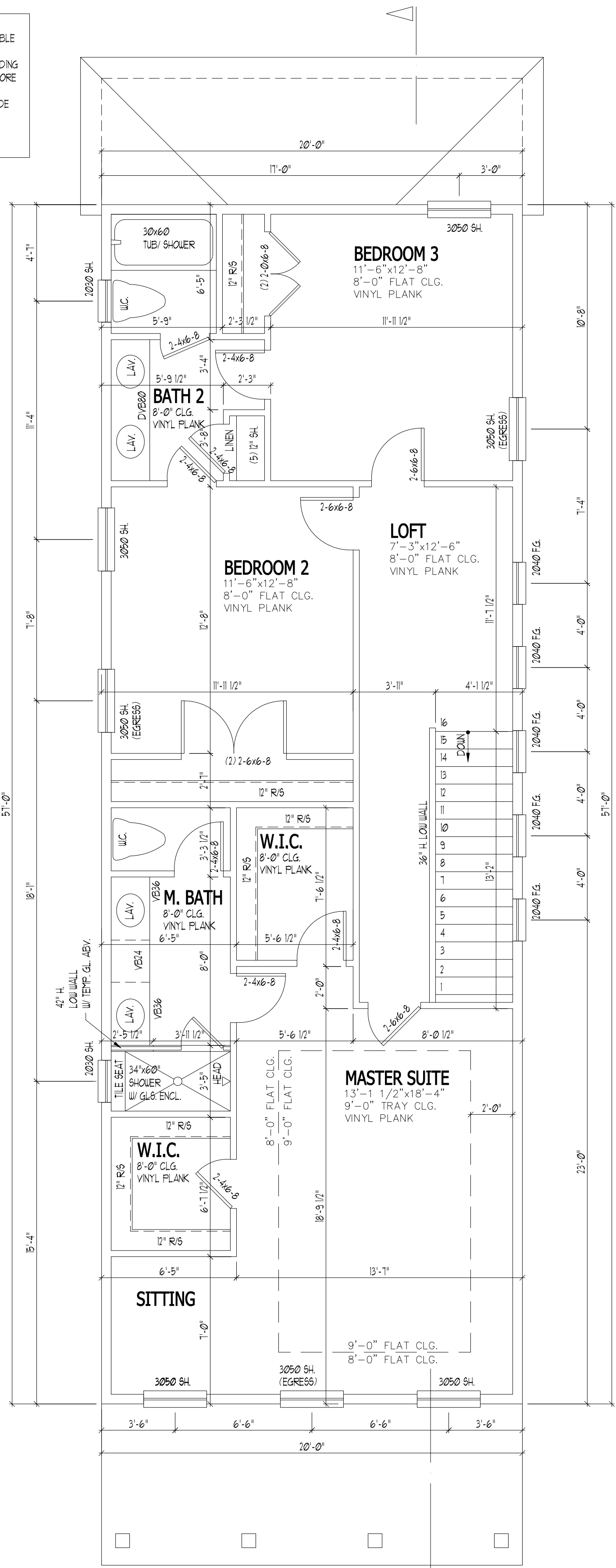
AMH DEVELOPMENT, LLC
3131 S. VAUGHN WAY, SUITE 220
AURORA, CO 80014

RELEASE DATE:	09-16-19
REVISIONS:	
	01-17-20

Single Family 35' Series
Plan 2304 - Garage Door Right
Denver

DRAWN BY:	STRESS
SCALE:	1/8"=1'-0" (11x17) 1/4"=1'-0" (24x36)
SHEET NAME	ELEVATIONS ROOF PLAN
SHEET #	A-2-1M

ISSUANCE OF PLANS FROM THIS DRAFTER'S OFFICE SHALL NOT RELIEVE THE BUILDER OF RESPONSIBILITY TO REVIEW AND VERIFY ALL NOTES, DIMENSIONS, AND ADHERENCE TO APPLICABLE BUILDING CODES PRIOR TO COMMENCEMENT OF ANY CONSTRUCTION.
ANY DISCREPANCY OF ERROR IN NOTES, DIMENSIONS, OR ADHERENCE TO APPLICABLE BUILDING CODES SHALL BE BROUGHT TO THE ATTENTION OF THE DRAFTER'S OFFICE FOR CORRECTION BEFORE COMMENCEMENT OF ANY CONSTRUCTION.
ANY REVISIONS OR CHANGES NOT RELATED TO THE CORRECTION OF ERRORS THAT ARE MADE AFTER THE FINAL PLANS HAVE BEEN COMPLETED SHALL BE SUBJECT TO ADDITIONAL FEES.
IF ANY MODIFICATIONS ARE MADE TO THESE PLANS BY ANY OTHER PARTY OTHER THAN THE DRAFTER'S OFFICE, THE DRAFTER SHALL NOT BE HELD RESPONSIBLE.



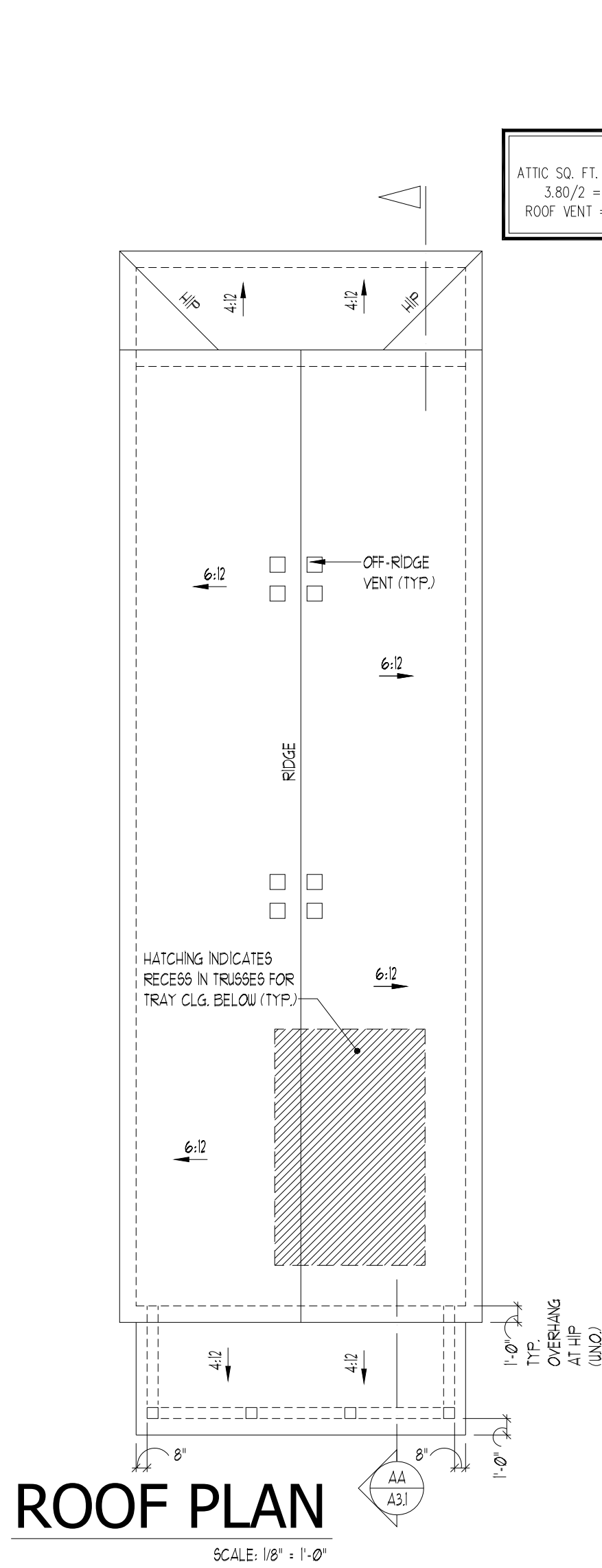
©2018 AMH DEVELOPMENT
DO NOT SCALE THESE DRAWINGS.
VERIFY BUILDING ORIENTATION
WITH CONTRACTOR AND SITE
PLANS BEFORE CONSTRUCTION.
THESE DRAWINGS DO NOT
CONTAIN SPECIFIC INFORMATION
FOR ANY STRUCTURAL ELEMENTS
(TO BE PROVIDED BY ENGINEER
OR RECORD). ANY
DISCREPANCY (DIMENSIONS,
ORIENTATION, ETC.) BETWEEN
THESE DRAWINGS AND THE
ASSOCIATED DRAWINGS and/or
SITE DRAWINGS SHALL BE
REPORTED TO CONTRACTOR AT
ONCE AND NO CONSTRUCTION
SHALL PROCEED UNTIL
CORRECTED. THE CONTRACTOR
ASSUMES THE RESPONSIBILITY
TO MEET ALL REQUIREMENTS OF
LOCAL BUILDING OFFICIALS 4 TO
COMPLY WITH STATE BUILDING
CODES.

AMH Development
AMH DEVELOPMENT, LLC
3151 S. VAUGHN WAY, SUITE 220
AURORA, CO 80014

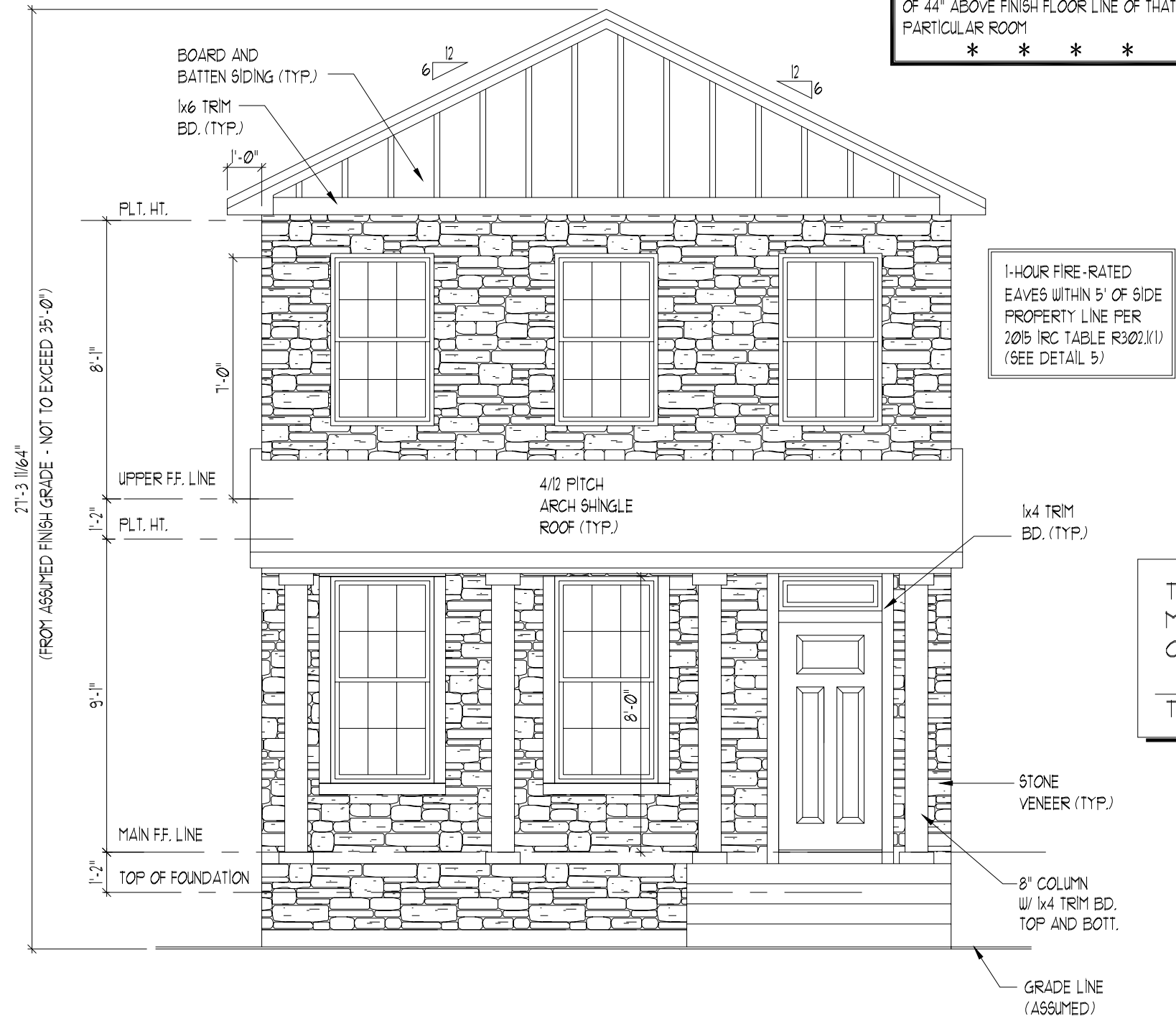
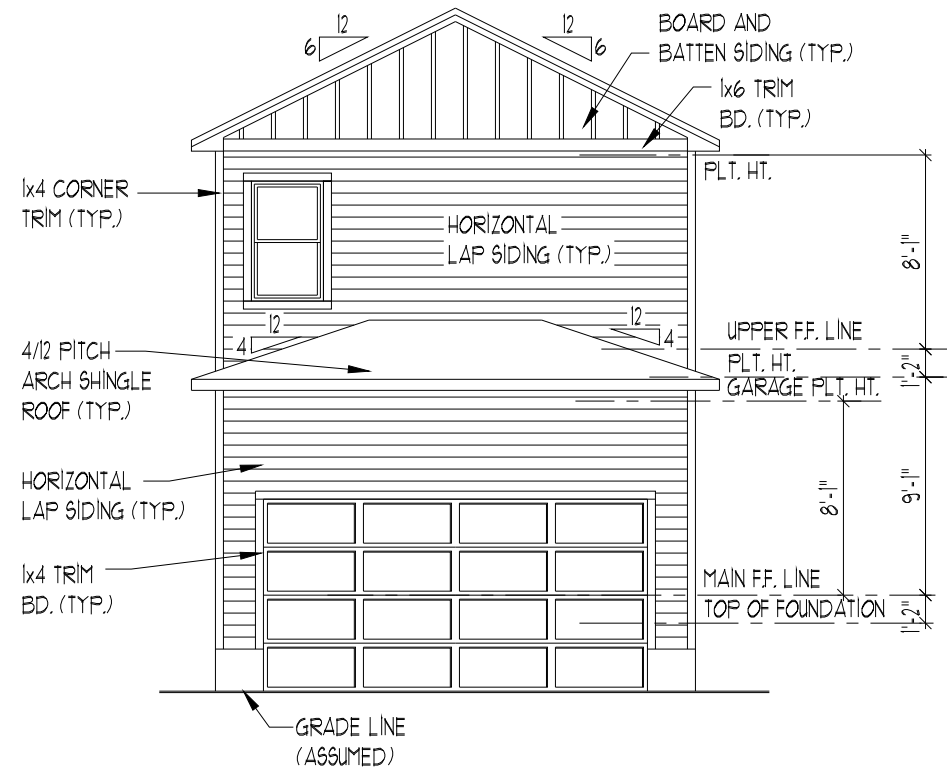
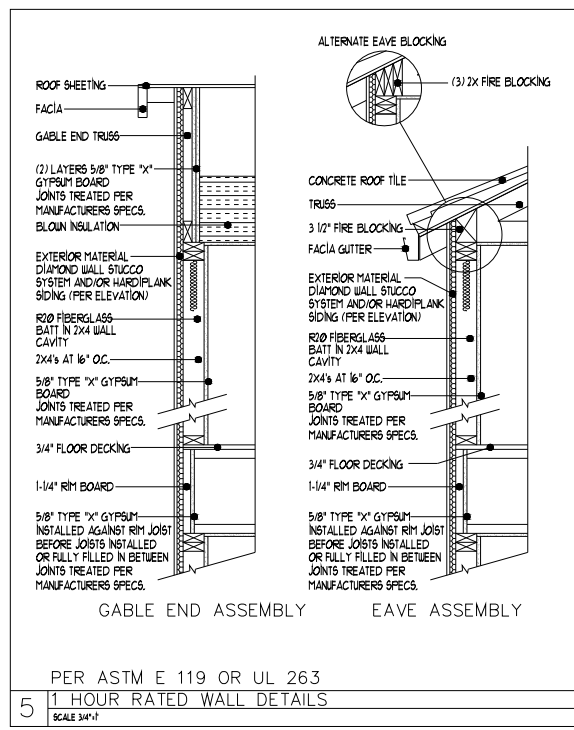
RELEASE DATE:		07.25.19
REVISIONS:		
1		01-17-20

Single Family 20' Series
Plan 1898 - Alley Load Garage
Aurora, CO

DRAWN BY:	STREES
SCALE:	1/8"=1'-0" (1x17) 1/4"=1'-0" (2x38)
SHEET NAME:	FLOOR PLANS
SHEET #	A-1-1M



ROOF VENT CALCULATION:
ATTIC SQ. FT. LIVING / GARAGE: 1140 / 300 = 3.80
3.80/2 = 1.90 x 144 = 273.60 SQ. IN. REQ.
ROOF VENT = 273.60 / 72 SQ. IN. = 3.80 VENTS



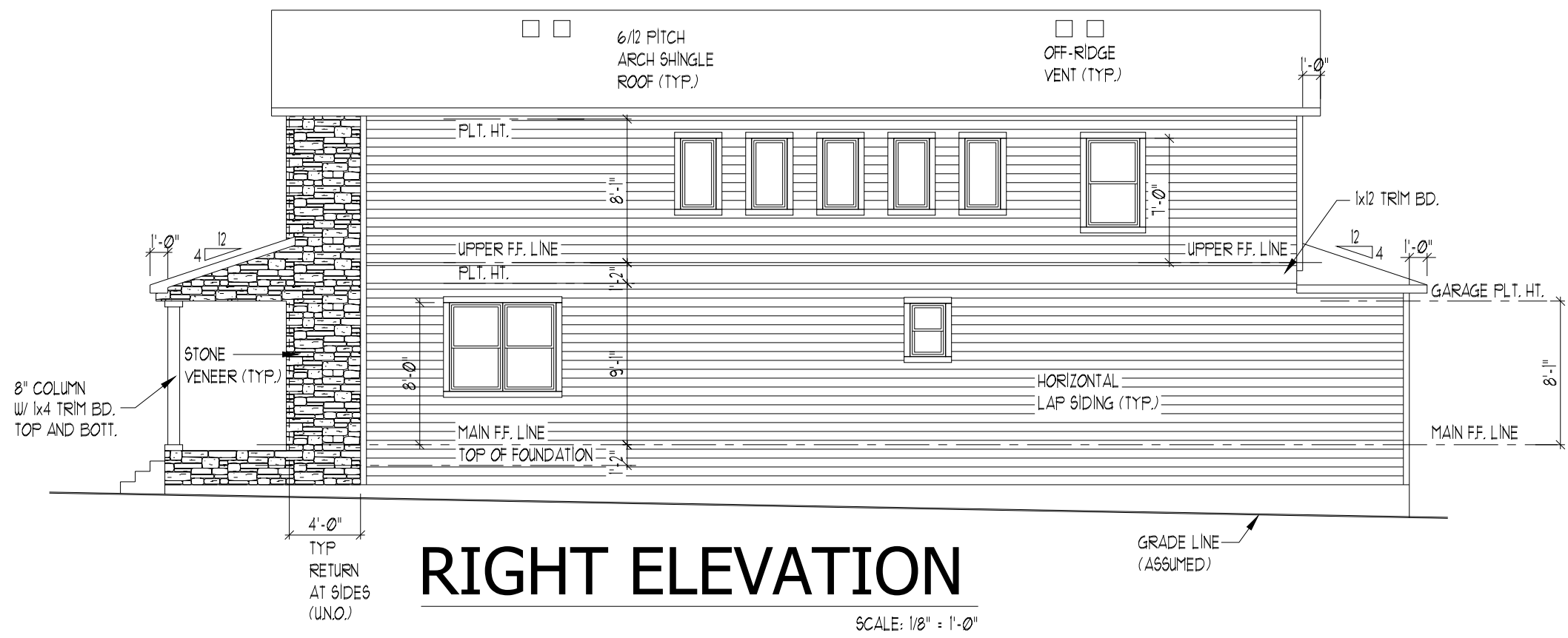
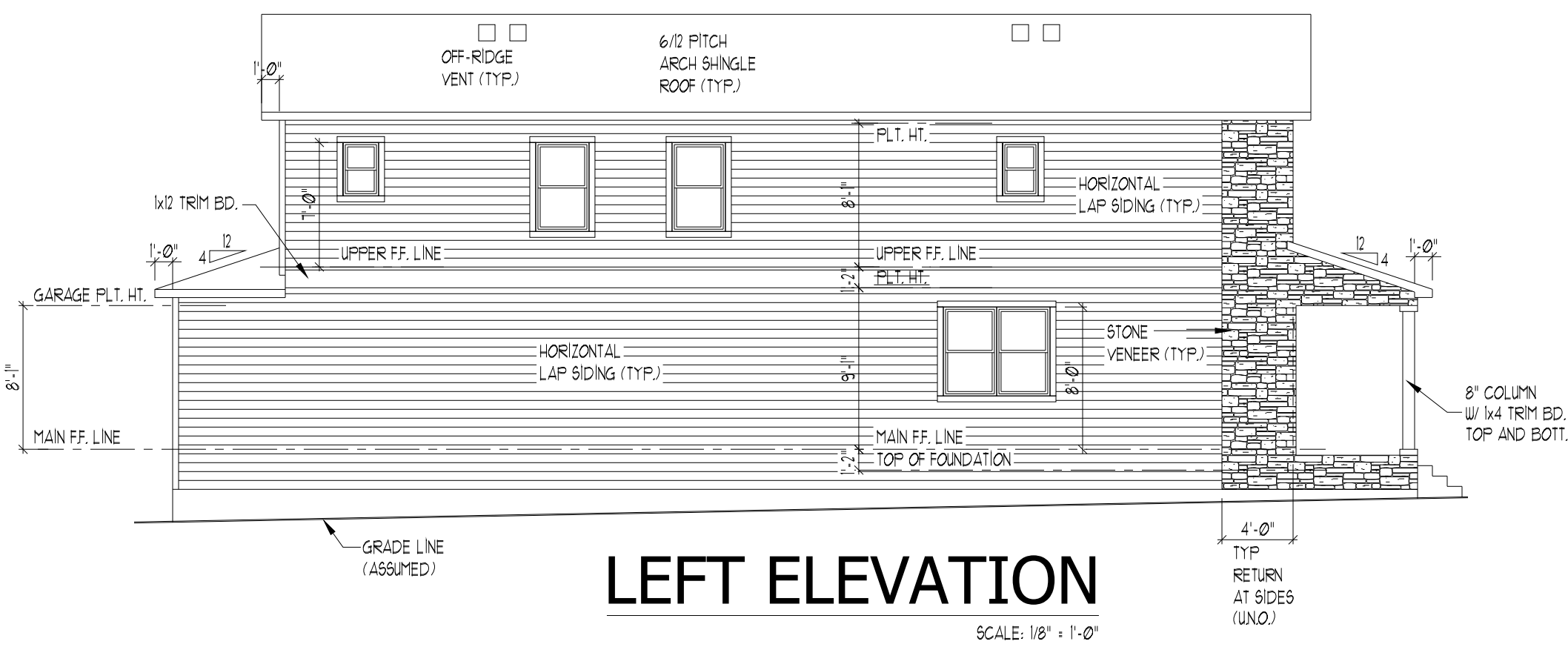
* * * * *

* EGRESS NOTE:

EACH BEDROOM MUST HAVE ONE WINDOW THAT COMPLES WITH EGRESS CODES. IF THERE IS NO ACCESS TO EXTERIOR THROUGH A DOOR, THE WINDOW MUST HAVE A MAXIMUM OPENING HEIGHT OF 44" ABOVE FINISH FLOOR LINE OF THAT PARTICULAR ROOM.

* * * * *

TOTAL FACADE	3044 S.F.
MASONRY FACADE	449 S.F.
OTHER MATERIALS	2595 S.F.
TOTAL MASONRY %	15%



©2018 AMH DEVELOPMENT
DO NOT SCALE THESE DRAWINGS
VERIFY BUILDING ORIENTATION
WITH CONTRACTOR AND SITE
PLANS BEFORE CONSTRUCTION.
THESE DRAWINGS DO NOT
CONTAIN SPECIFIC INFORMATION
FOR ANY STRUCTURAL ELEMENTS
(TO BE PROVIDED BY ENGINEER
OR RECORD). ANY
DISCREPANCY (DIMENSIONS,
ORIENTATION ETC.) BETWEEN
THESE DRAWINGS AND THE
ASSOCIATED DRAWINGS and/or
SITE DRAWINGS SHALL BE
REPORTED TO CONTRACTOR AT
ONCE AND NO CONSTRUCTION
SHALL PROCEED UNTIL
CORRECTED. THE CONTRACTOR
ASSUMES THE RESPONSIBILITY
TO MEET ALL REQUIREMENTS OF
LOCAL BUILDING OFFICIALS & TO
COMPLY WITH STATE BUILDING
CODES.

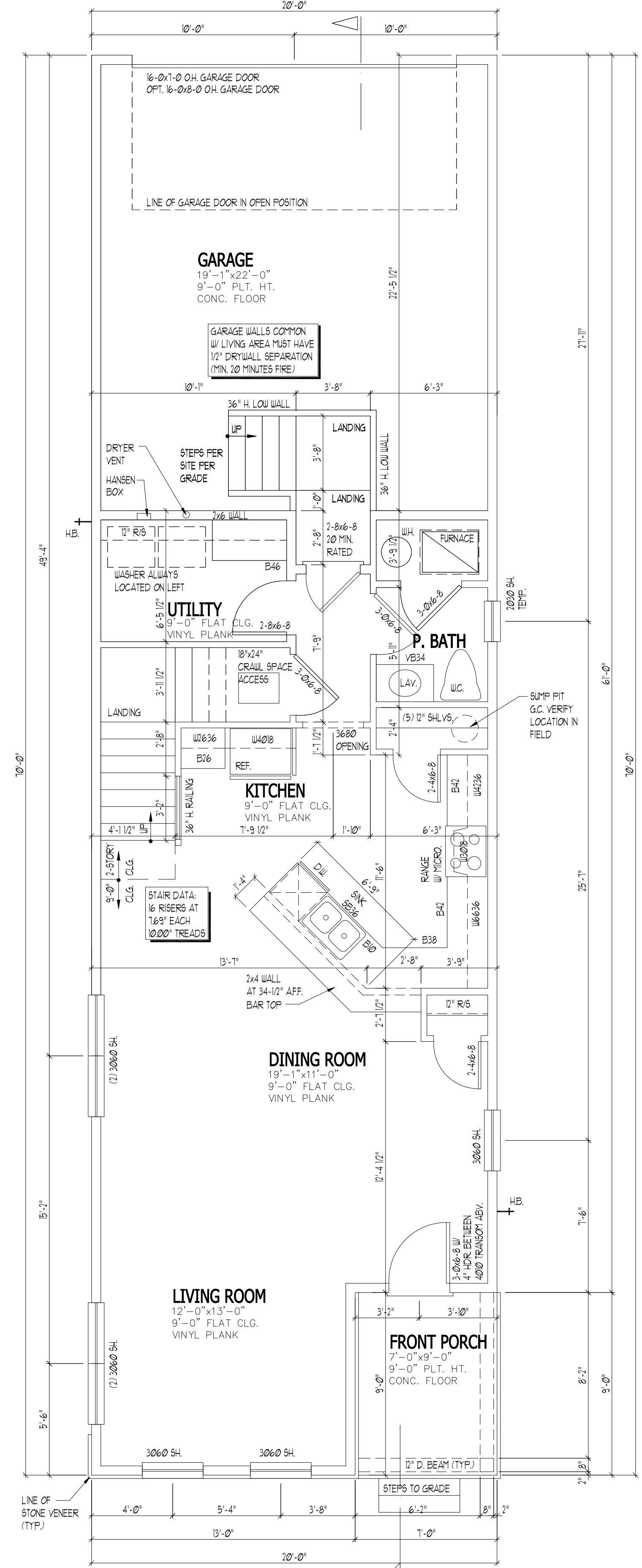
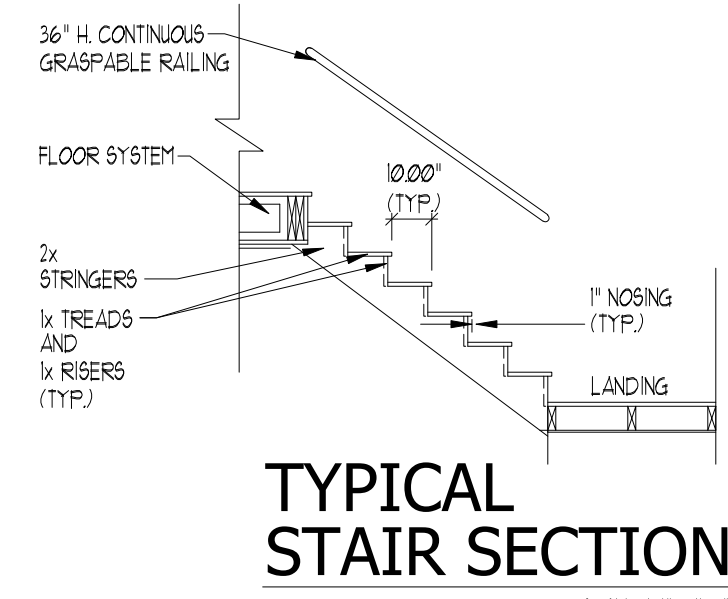
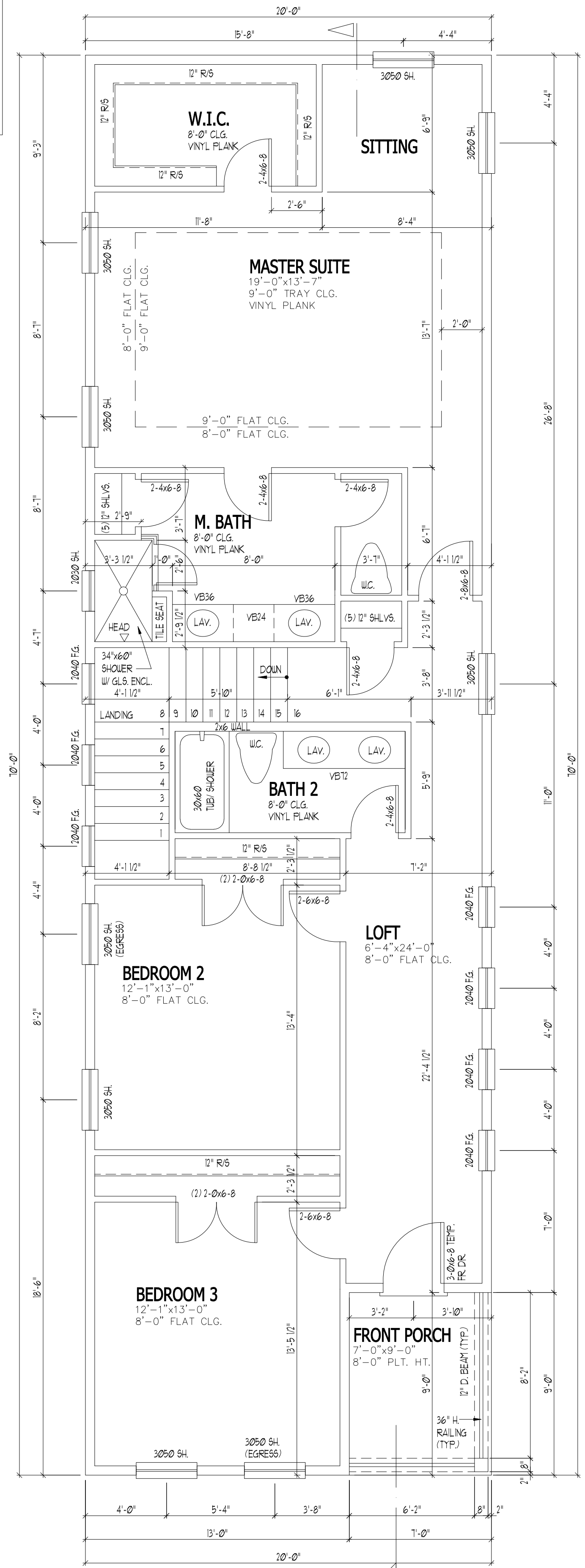
AMH Development
AMH DEVELOPMENT, LLC
331 S. VAUGHN WAY, SUITE 220
AURORA, CO 80014

RELEASE DATE:	07.26.19
REVISIONS:	
1	01-17-20

Single Family 20' Series
Plan 1898 - Alley Load Garage
Aurora, CO

DRAWN BY:	STRESS
SCALE:	1/8"=1'-0" (11x17) 1/4"=1'-0" (24x36)
SHEET NAME:	ELEVATIONS ROOF PLAN
SHEET #	A-2-11M

ISSUANCE OF PLANS FROM THIS DRAFTER'S OFFICE SHALL NOT RELIEVE THE BUILDER OF RESPONSIBILITY TO REVIEW AND VERIFY ALL NOTES, DIMENSIONS, AND ADHERENCE TO APPLICABLE BUILDING CODES PRIOR TO COMMENCEMENT OF ANY CONSTRUCTION.
ANY DISCREPANCY OF ERROR IN NOTES, DIMENSIONS, OR ADHERENCE TO APPLICABLE BUILDING CODES SHALL BE BROUGHT TO THE ATTENTION OF THE DRAFTER'S OFFICE FOR CORRECTION BEFORE COMMENCEMENT OF ANY CONSTRUCTION.
ANY REVISIONS OR CHANGES NOT RELATED TO THE CORRECTION OF ERRORS THAT ARE MADE AFTER THE FINAL PLANS HAVE BEEN COMPLETED SHALL BE SUBJECT TO ADDITIONAL FEES.
IF ANY MODIFICATIONS ARE MADE TO THESE PLANS BY ANY OTHER PARTY OTHER THAN THE DRAFTER'S OFFICE, THE DRAFTER SHALL NOT BE HELD RESPONSIBLE.



©2018 AMH DEVELOPMENT
DO NOT SCALE THESE DRAWINGS
VERIFY BUILDING ORIENTATION
WITH CONTRACTOR AND SITE
PLANS BEFORE CONSTRUCTION.
THESE DRAWINGS DO NOT
CONTAIN SPECIFIC INFORMATION
FOR ANY STRUCTURAL ELEMENTS
(TO BE PROVIDED BY ENGINEER
OR RECORD). ANY
DISCREPANCY (DIMENSIONS,
ORIENTATION ETC.) BETWEEN
THESE DRAWINGS AND THE
ASSOCIATED DRAWINGS and/or
SITE DRAWINGS SHALL BE
REPORTED TO CONTRACTOR AT
ONCE AND NO CONSTRUCTION
SHALL PROCEED UNTIL
CORRECTED. THE CONTRACTOR
ASSUMES THE RESPONSIBILITY
TO MEET ALL REQUIREMENTS OF
LOCAL BUILDING OFFICIALS & TO
COMPLY WITH STATE BUILDING
CODES.

AMH Development
AMH DEVELOPMENT, LLC
331 S. VAUGHN WAY, SUITE 220
AURORA, CO 80014

RELEASE DATE:		07.25.19
REVISIONS:		
1		01-17-20

Single Family 20' Series
Plan 1898 - Alley Load Garage
Aurora, CO

DRAWN BY:	STREES
SCALE:	1/8"=1'-0" (11x17) 1/4"=1'-0" (24x36)
SHEET NAME:	FLOOR PLANS
SHEET #	A-1.1M



ROOF VENT CALCULATION:
ATTIC SQ. FT. LIVING / GARAGE: $1400 / 300 = 4.67$
 $4.67/2 = 2.33 \times 144 = 336$ SQ. IN REQ.
ROOF VENT = $336 / 72$ SQ. IN. = 4.67 VENTS



00105 AMH DEVELOPMENT
DO NOT SCALE THESE DRAWINGS.
VERIFY BUILDING ORIENTATION
WITH CONTRACTOR AND SITE
PLANS BEFORE CONSTRUCTION.
THESE DRAWINGS DO NOT
CONTAIN SPECIFIC INFORMATION
FOR ANY STRUCTURAL ELEMENTS
(TO BE PROVIDED BY ENGINEER
OR RECORD), ANY
DISCREPANCY (DIMENSIONS,
ORIENTATION, ETC.) BETWEEN
THESE DRAWINGS AND THE
ASSOCIATED DRAWINGS AND/OR
SITE DRAWINGS SHALL BE
REPORTED TO CONTRACTOR AT
ONCE AND NO CONSTRUCTION
SHALL PROCEED UNTIL
CORRECTED. THE CONTRACTOR
ASSURES THAT THE DRAWING IS
TRUE TO THE INTENT OF THE
LOCAL BUILDING OFFICIALS AND
TO COMPLY WITH STATE BUILDING
CODES.

AMH Development

AMH DEVELOPMENT, LLC
3131 S. VAUGHN WAY, SUITE 220
AURORA, CO 80014

[illegible]

Single Family 20' Series
Plan 1898 - Alley Load Garage
Aurora, CO

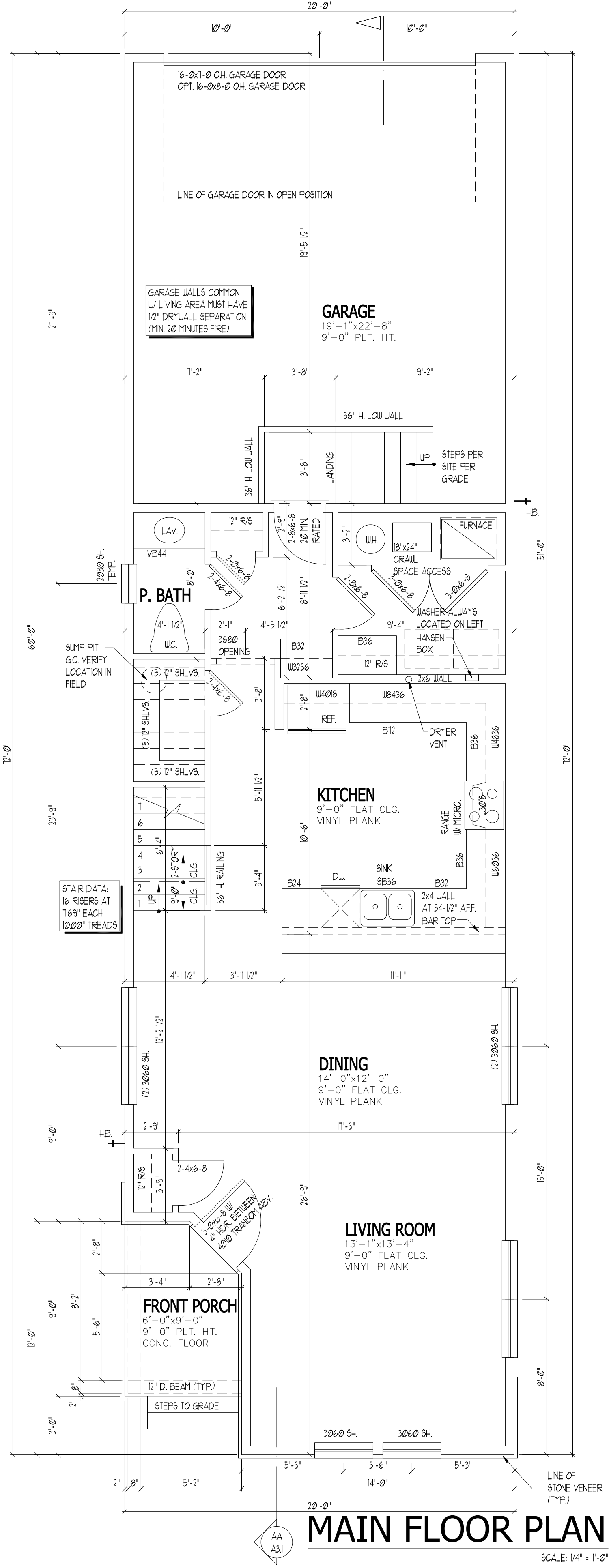
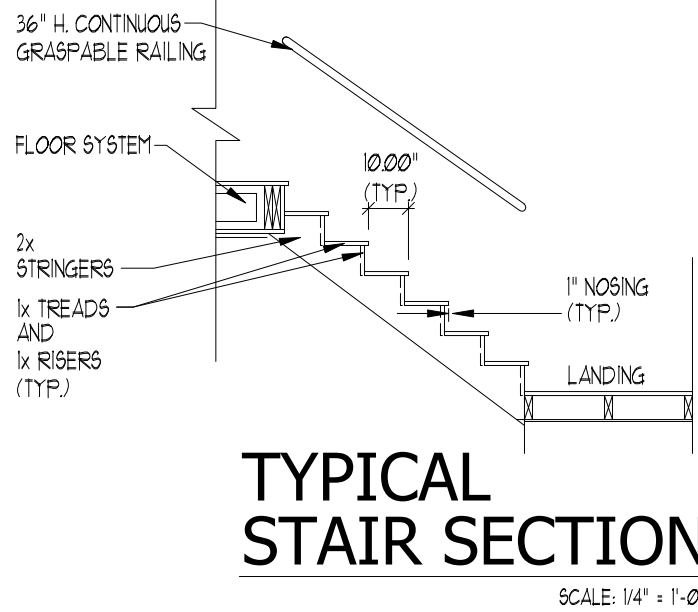
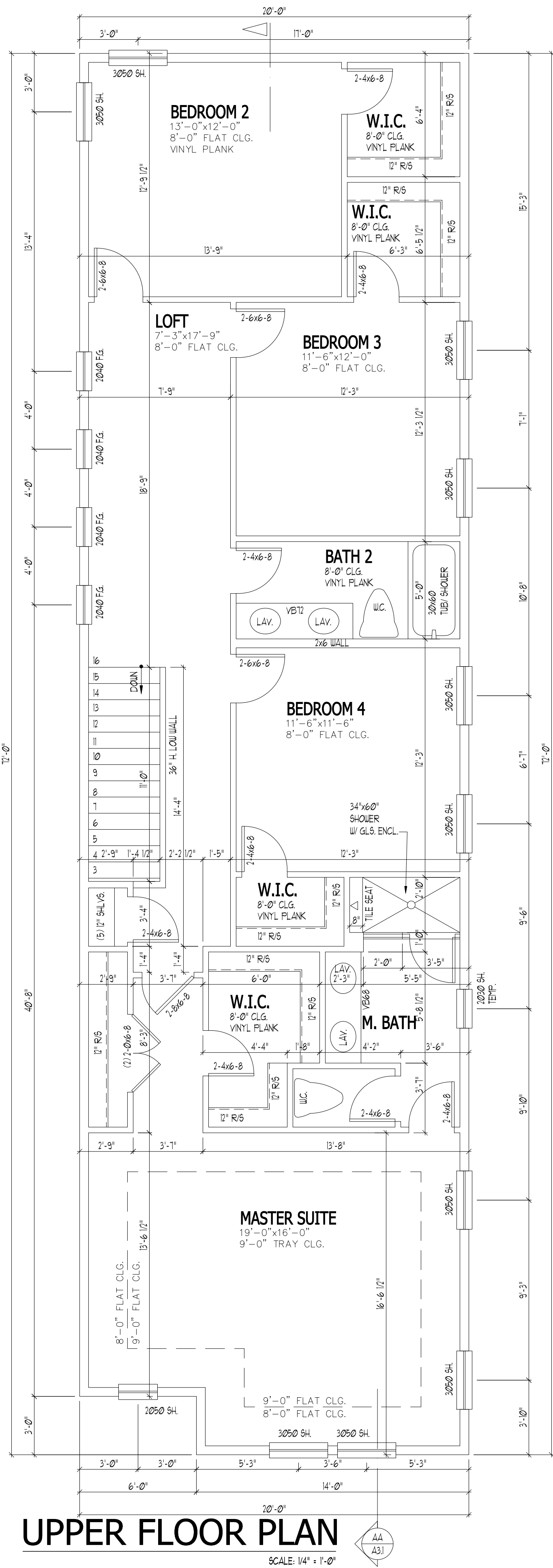
DRAWN BY:	STRESS
SCALE:	1/8"=1'-0" (11x17) 1/4"=1'-0" (24x36)
SHEET NAME ELEVATIONS ROOF PLAN	
SHEET # A-2.1M	

ISSUANCE OF PLANS FROM THIS DRAFTER'S OFFICE SHALL NOT RELIEVE THE BUILDER OF RESPONSIBILITY TO REVIEW AND VERIFY ALL NOTES, DIMENSIONS, AND ADHERENCE TO APPLICABLE BUILDING CODES PRIOR TO COMMENCEMENT OF ANY CONSTRUCTION.

ANY DISCREPANCY OR ERROR IN NOTES, DIMENSIONS, OR ADHERENCE TO APPLICABLE BUILDING CODES SHALL BE BROUGHT TO THE ATTENTION OF THE DRAFTER'S OFFICE FOR CORRECTION BEFORE COMMENCEMENT OF ANY CONSTRUCTION.

ANY REVISIONS OR CHANGES NOT RELATED TO THE CORRECTION OF ERRORS THAT ARE MADE AFTER THE FINAL PLANS HAVE BEEN COMPLETED SHALL BE SUBJECT TO ADDITIONAL FEES.

IF ANY MODIFICATIONS ARE MADE TO THESE PLANS BY ANY OTHER PARTY OTHER THAN THE DRAFTER'S OFFICE, THE DRAFTER SHALL NOT BE HELD RESPONSIBLE.



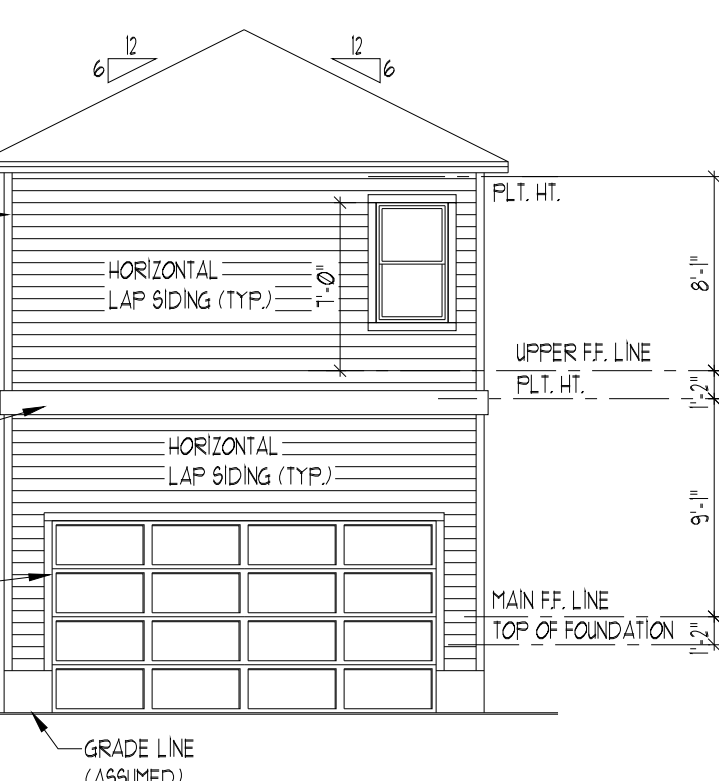
©2018 AMH DEVELOPMENT
DO NOT SCALE THESE DRAWINGS.
VERIFY BUILDING ORIENTATION
WITH CONTRACTOR AND SITE
PLANS BEFORE CONSTRUCTION.
THESE DRAWINGS DO NOT
CONTAIN SPECIFIC INFORMATION
FOR ANY STRUCTURAL ELEMENTS
(TO BE PROVIDED BY ENGINEER
OR RECORD). ANY
DISCREPANCY (DIMENSIONS,
ORIENTATION, ETC.) BETWEEN
THESE DRAWINGS AND THE
ASSOCIATED DRAWINGS and/or
SITE DRAWINGS SHALL BE
REPORTED TO CONTRACTOR AT
ONCE AND NO CONSTRUCTION
SHALL PROCEED UNTIL
CORRECTED. THE CONTRACTOR
ASSUMES THE RESPONSIBILITY
TO MEET ALL REQUIREMENTS OF
LOCAL BUILDING OFFICIALS & TO
COMPLY WITH STATE BUILDING
CODES.

AMH Development
AMH DEVELOPMENT, LLC
3151 S. VAUGHN WAY, SUITE 220
AURORA, CO 80014

RELEASE DATE:	
07.25.19	
REVISIONS:	
1	01-17-20

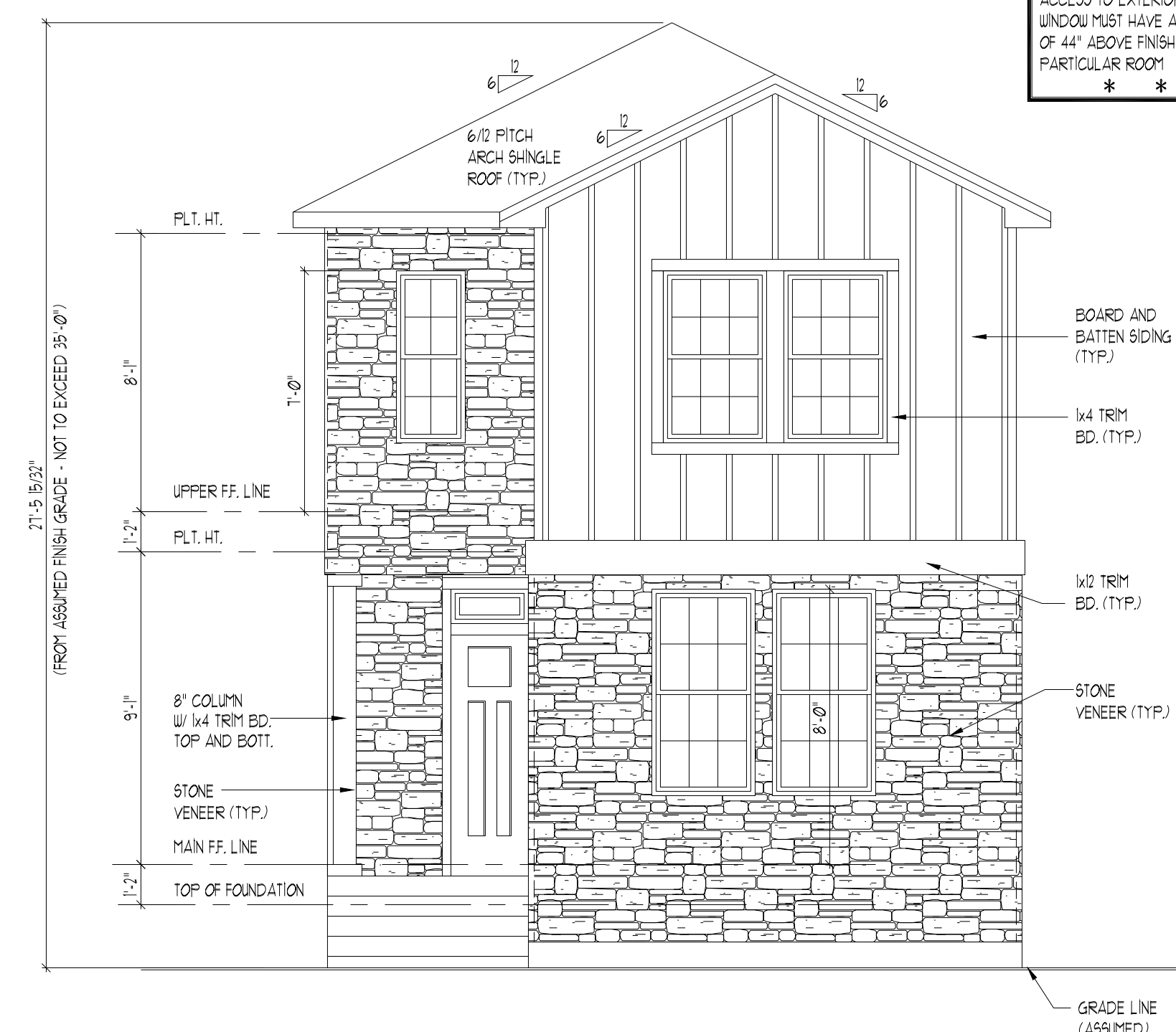
Single Family 20' Series
Plan 2286 - Alley Load Garage
Aurora, CO

DRAWN BY:	STREES
SCALE:	1/8"=1'-0" (11x17) 1/4"=1'-0" (24x36)
SHEET NAME:	FLOOR PLANS
SHEET #:	A-1-1M



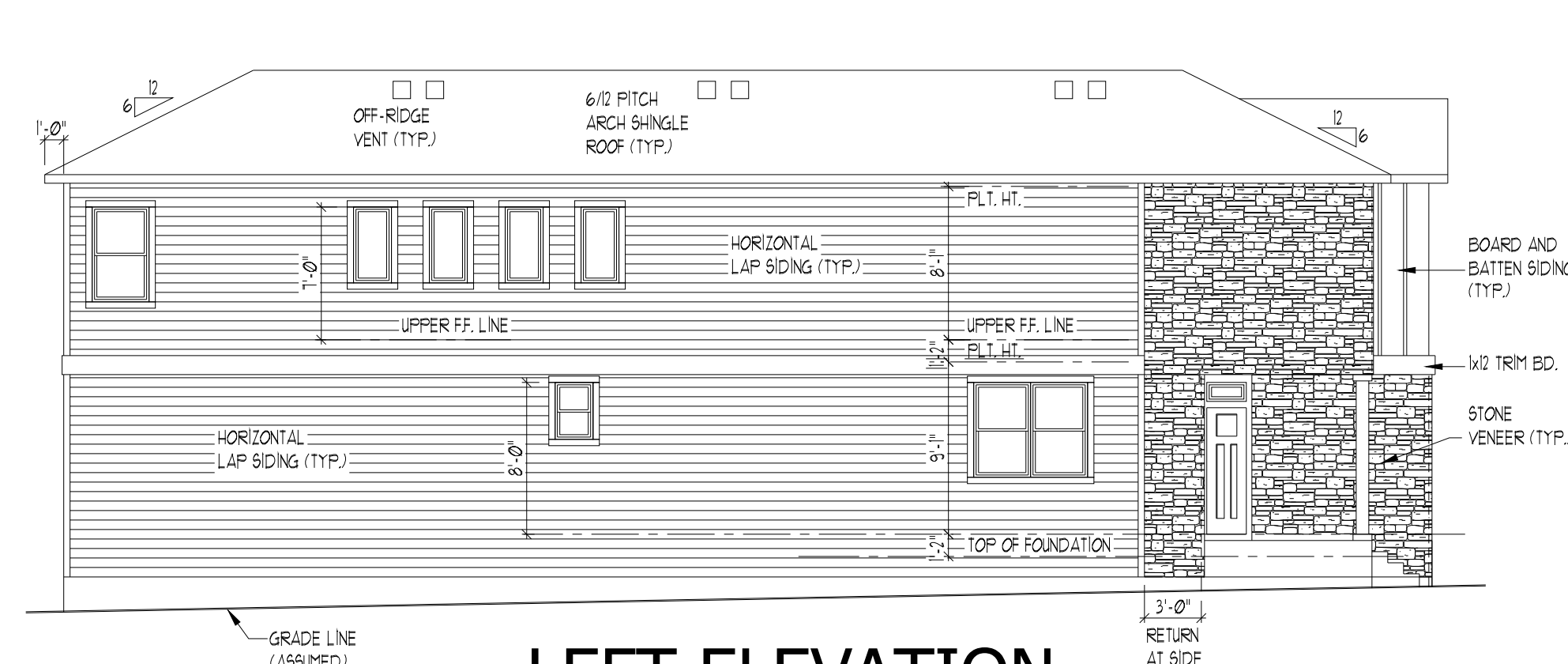
REAR ELEVATION

SCALE: 1/8" = 1'-0"



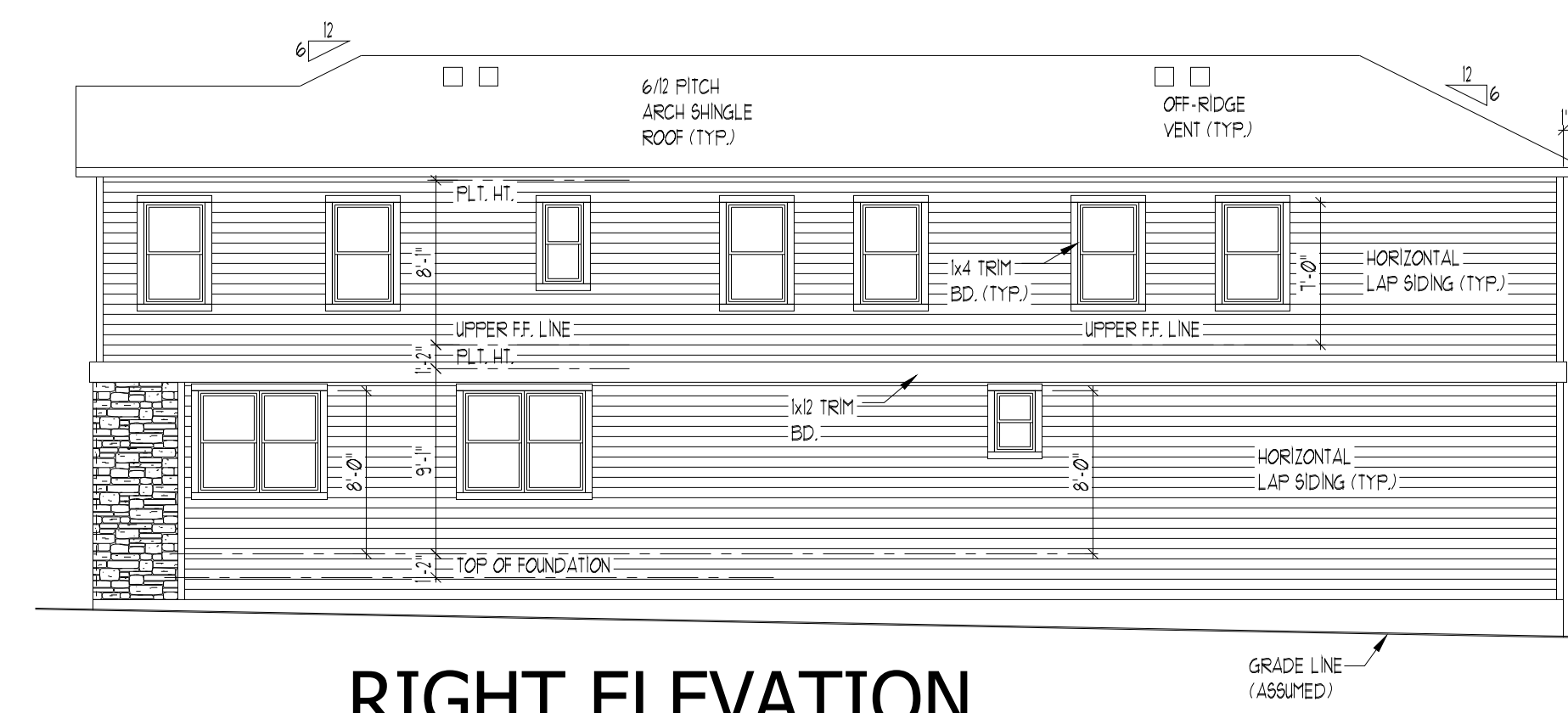
FRONT ELEVATION

SCALE: 1/4" = 1'-0"



LEFT ELEVATION

SCALE: 1/8" = 1'-0"



RIGHT ELEVATION

SCALE: 1/8" = 1'-0"

* * * *

*EGRESS NOTE:

EACH BEDROOM MUST HAVE ONE WINDOW THAT COMPLIES WITH EGRESS CODES, IF THERE IS NO ACCESS TO EXTERIOR THROUGH A DOOR, THE WINDOW MUST HAVE A MAXIMUM OPENING HEIGHT OF 44" ABOVE FINISH FLOOR LINE OF THAT PARTICULAR ROOM

* * * *

1-HOUR FIRE-RATED
EAVES WITHIN 5' OF SID
PROPERTY LINE PER
2015 IRC TABLE R302.1
(SEE DETAIL 5)

TOTAL FACADE	3382 S.F.
MASONRY FACADE	508 S.F.
OTHER MATERIALS	2874 S.F.
<hr/>	
TOTAL MASONRY %	15%

0218 4PM DEVELOPMENT
DO NOT SCALE THESE DRAWINGS.
VERIFY BUILDING ORIENTATION
WITH CONTRACTOR AND SITE
PLANS BEFORE CONSTRUCTION.
THESE DRAWINGS DO NOT
CONTAIN SPECIFIC INFORMATION
FOR ANY STRUCTURAL ELEMENTS
(TO BE PROVIDED BY ENGINEER
OR RECORD), ANY
DISCREPANCY (DIMENSIONS,
ORIENTATION, ETC.) BETWEEN
THESE DRAWINGS AND THE
ASSOCIATED DRAWINGS and/or
SITE DRAWINGS SHALL BE
REPORTED TO CONTRACTOR AT
ONCE AND NO CONSTRUCTION
SHALL PROCEED UNTIL
CORRECTED. THE CONTRACTOR
ASSUMES THE RESPONSIBILITY
TO MEET ALL REQUIREMENTS OF
LOCAL BUILDING OFFICIALS IN
COMPLY WITH STATE BUILDING
CODES.

AMH Development
AMH DEVELOPMENT, LLC
3131 S. VAUGHN WAY, SUITE 220
AURORA, CO 80014

[illegible]

Single Family 20' Series

Plan 2286 - Alley Load Garage

Aurora, CO

DRAWN BY:	3TRES
SCALE:	$1/8" = 1'-0"$ (11x17)
	$1/4" = 1'-0"$ (24x36)
SHEET NAME ELEVATIONS ROOF PLAN	
SHEET #	

A-2.1M